

TENOR SAXOPHONE

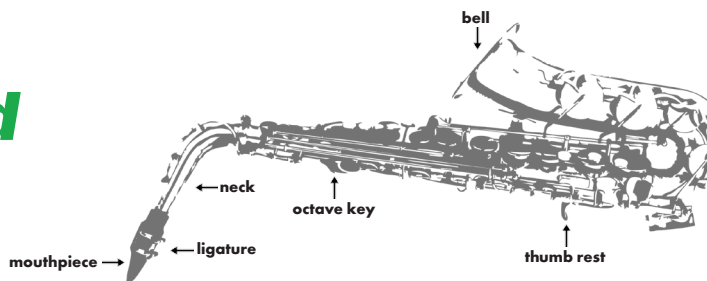
T H E
LET'S PLAY
BAND
METHOD

Edited and Arranged by Derrick Maxey

Special thanks to: Grayson Switzer, Designer, Emily Jones, Designer,
J.J. Johnson, Percussion Contributor, Daniel Lenzer, Bassoon Contributor
Instrument fingering font from MusicTeacherTools.com

© 2021 SongBird Publishing LLC

Getting Started



Assembling Your Instrument

Before assembling your instrument, put the thin end of your reed in your mouth. Loosen the neck screw and attach the neck to the body of the instrument. It should point away from the keys. Tighten the neck screw. Insert the mouthpiece gently to the neck. The opening of the mouthpiece should be facing straight down. About $\frac{1}{2}$ of the cork on the neck should remain showing.

Holding Your Instrument

(Right Hand) The instrument should rest on the side of the right thumb at the base of the nail, with the ball of the thumb resting against the body of the instrument. The right pinky finger should rest lightly on the C key with the rest of the fingers resting on the remaining buttons.

(Left Hand) The left thumb operates the octave key and should be placed diagonally so that the fleshy part of the thumb rests on the plate provided for it. The left pinky finger should rest lightly on the G# key with the remaining fingers contacting the rest of the buttons. *Fingers should remain curved naturally and should remain in contact with their key or button at all times.*

Getting A Sound

Moisten your reed by putting the thin end in your mouth. Place the flat side of the reed up against the flat side of the mouthpiece with the thin end of the reed almost in line with the tip of the mouthpiece so only a hairline can be seen above the reed. Carefully slide the ligature down around the reed. Make sure it's loose enough to fit down below the half circle shaved into the reed. Then tighten the screws of the ligature holding the reed in place. Roll your bottom lip over your bottom teeth. Position the mouthpiece on your bottom lip so about half an inch of reed is in your mouth. Your top teeth should rest on top of the mouthpiece. Close your mouth around the mouthpiece keeping your chin down.

Playing Position

Many athletes have learned there is a proper way to approach the plate or the free throw line for the highest probability for success; it's the same way when playing an instrument! The following strategies have been proven to ensure the highest probability of achieving the fullest and richest tone quality on your instrument:

- Keep both feet flat on the floor
- Keep your shoulders down and relaxed
- Think about sitting up straight and making yourself as tall as possible

***Bring your instrument up to you,
don't slouch down to reach your instrument!***



Air Support

Your instrument is a *wind* instrument. The air you put into the instrument is the key ingredient to the best possible sound. Take each breath in slowly and steadily through your mouth, not your nose. When you breathe out, keep your mouth and throat open and relaxed. Think about using “warm” air. Practice exhaling warm air onto your hand as if you were trying to fog up a window or mirror.

Instrument Care

Wipe off any extra moisture before returning your reed to the reed case. Run your swab through the mouthpiece before returning it to the instrument case. Mouthpieces should be washed weekly with warm water. Make sure you let it air dry before returning to the case. Put the swab into the bell end of the instrument and pull through the top end.

Let's Play!

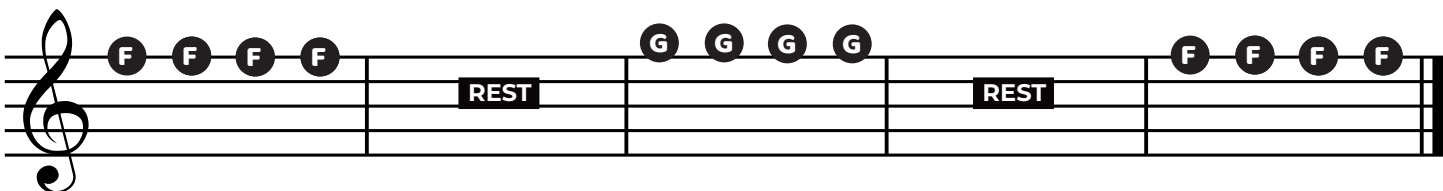
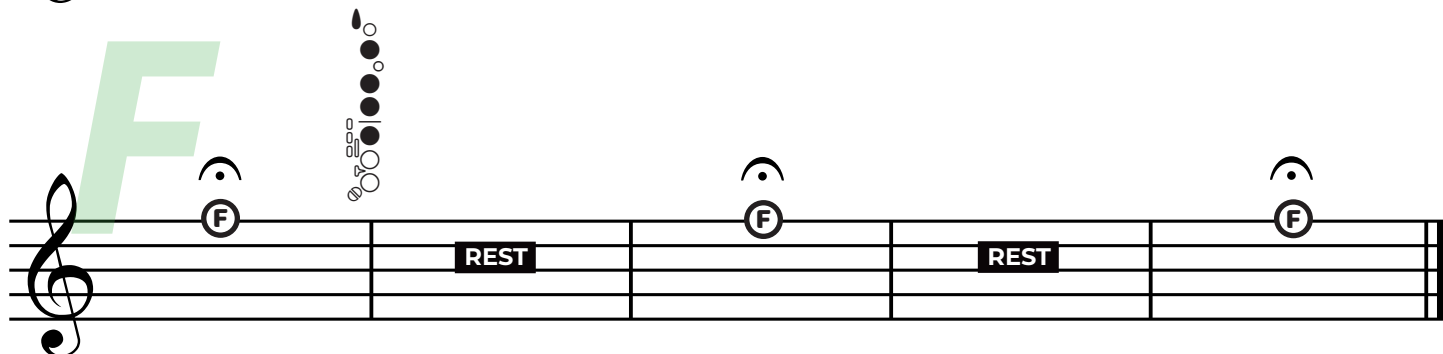
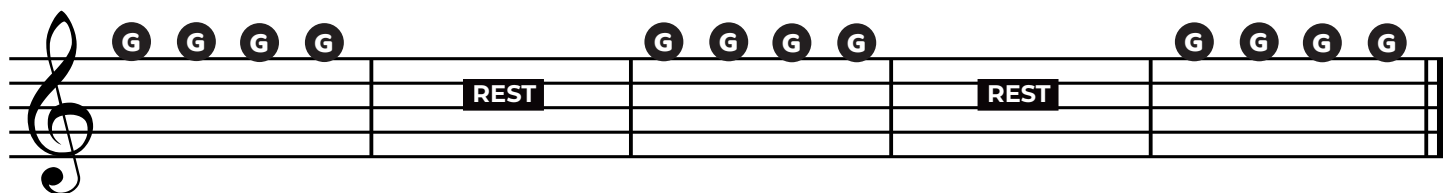
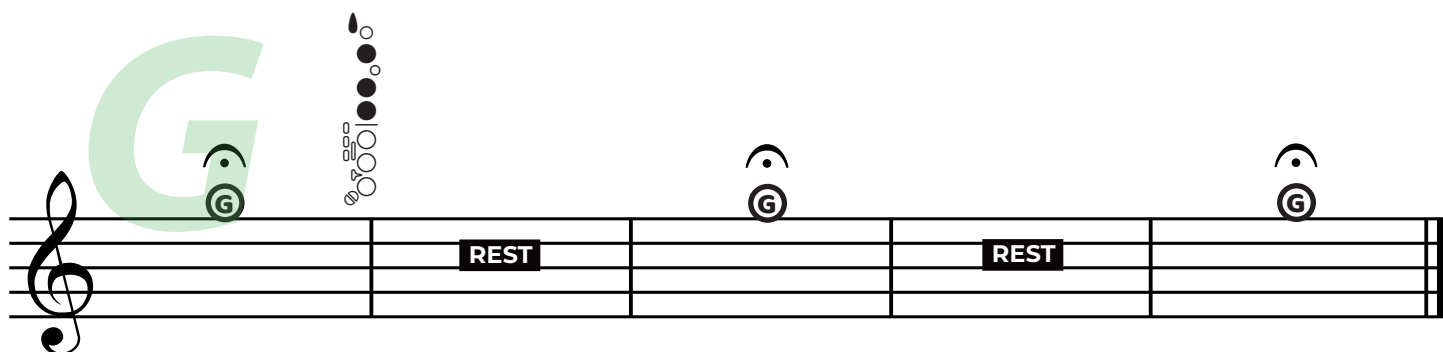


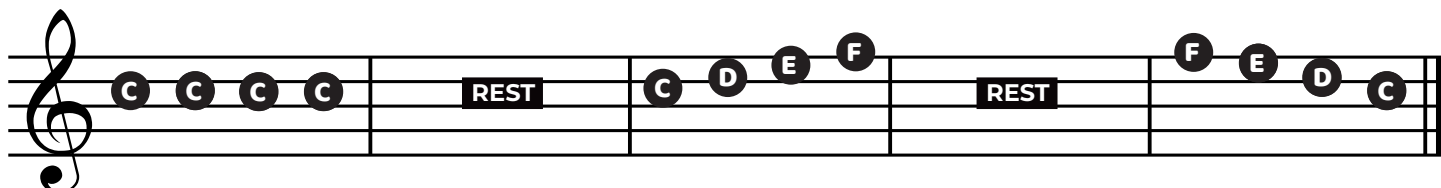
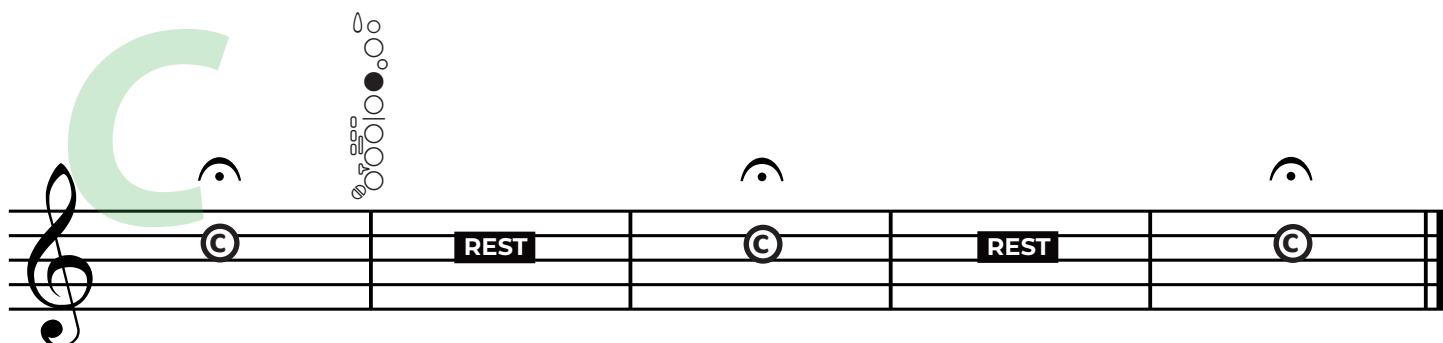
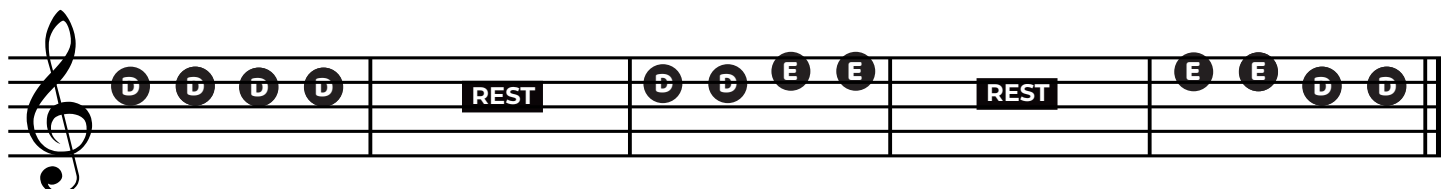
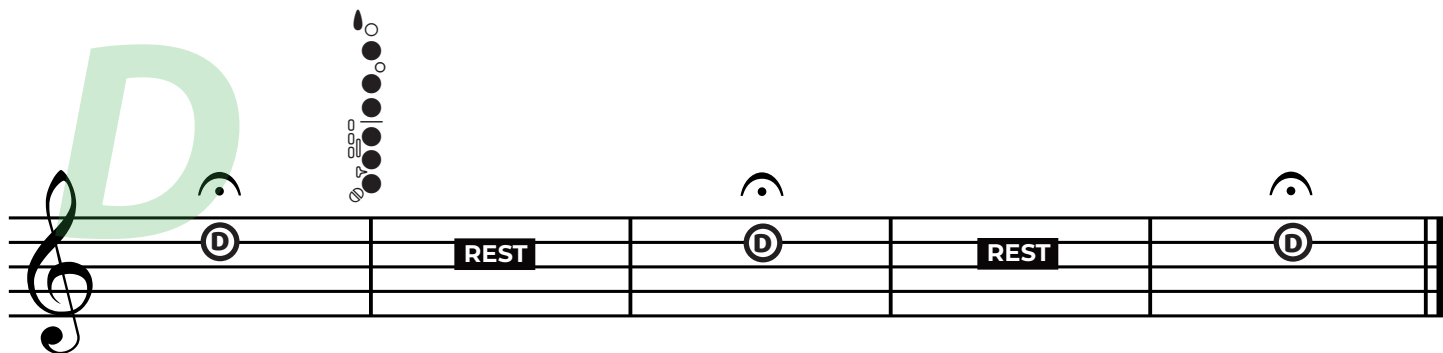
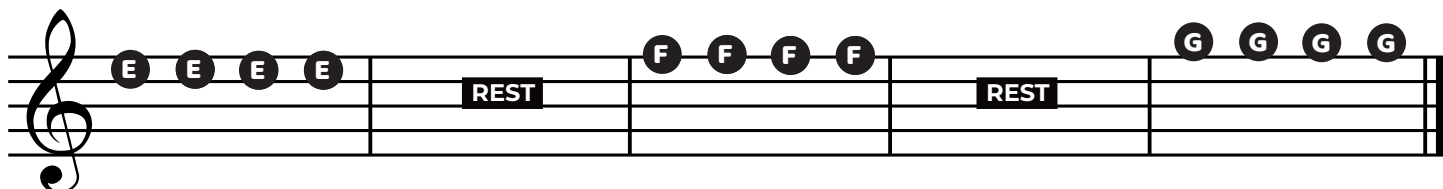
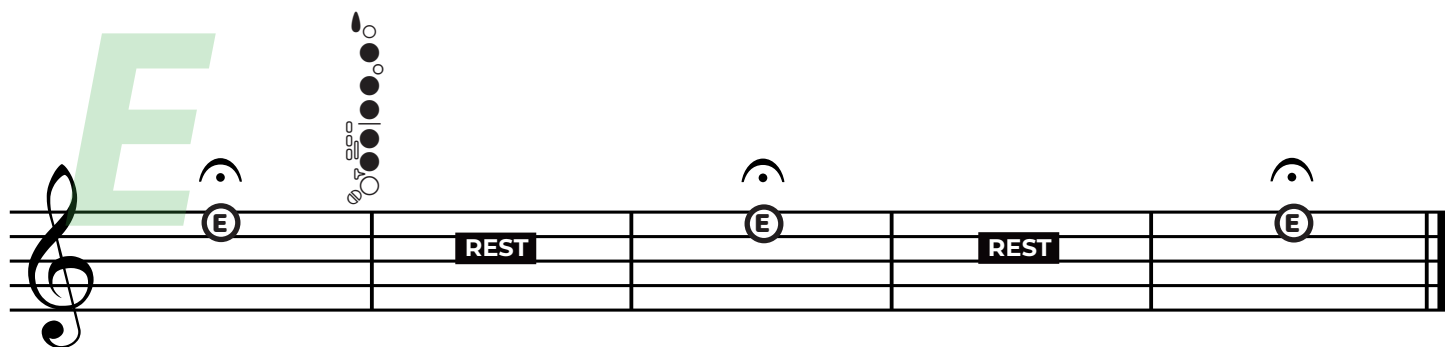
fermata

“Keep holding the note until
your conductor indicates
for you to stop”

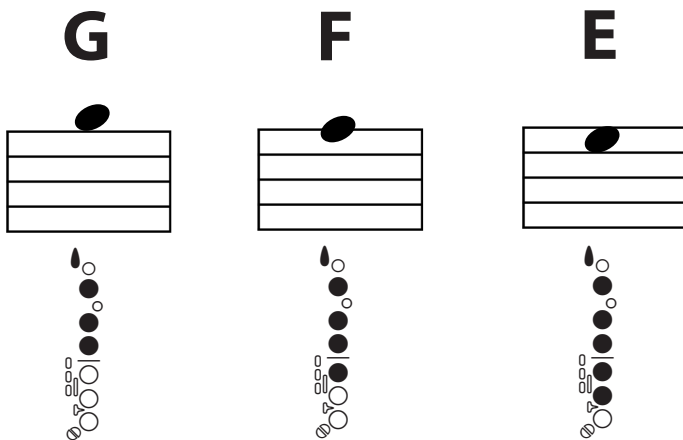
REST

For a musician, a rest isn't a break,
we're always counting or watching the
conductor to see when we get to play again!





Fingerings





mf
mezzo forte
 "medium loud"

music theory

 **whole note**
 sustain sound 4 beats


 **whole rest**
 count 4 beats rest

1 Lift Off





mf

2 Around The Room





Low Brass/Low WW/ Horns/Altos Trumpets Fl/Ob/Cl



* if a dynamic marking is not listed, mezzo forte is implied

3 Stargazing

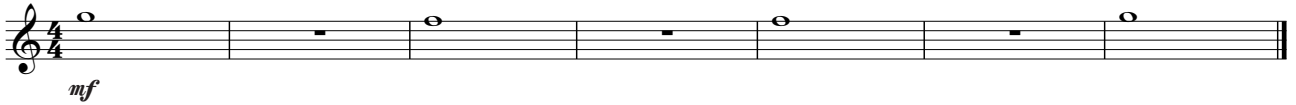
time signature

4 beats in a measure
4 quarter note gets the beat

key signature

an accidental can appear before the note, or at the beginning of the line in what's called the 'key signature'

4

Oracle

5

Interstellar

6

Memory

7

Wait For It

Herbie Hancock

Herbie Hancock is an American pianist that during his time with the Miles Davis Quintet, started playing jazz piano like no one ever had before. He was one of the inventors of a new subgenre of jazz called "Post-Bop".




"Watermelon Man" by Herbie Hancock

Fingerings

C

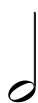


D



mp
mezzo piano
“medium soft”

music theory



half note

sustain sound 2 beats



half rest

count 2 beats rest

8

Au Claire de la Lune

Welsh Folk Song



9

Cardiff By The Sea


French Folk Song



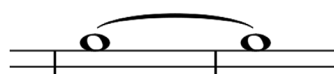
10

Hot Cross Buns

English Folk Song



repeat sign
go back to the beginning,
or another repeat sign




Ties combines the values
of two notes. Don't
tongue the second note

11

Country Walk

French Folk Song



12

Merrily We Roll Along

Charlie Tobias



13

Down By The Station

Traditional



Ola Gjeilo

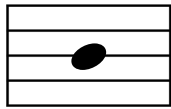
Ola Gjeilo is a Norwegian composer and pianist currently residing in Manhattan. He is primarily a choral **composer**, meaning he writes pieces of music to be sung by choirs. He is best known for his works "Dreamweaver" and "The River".




"Still" by Ola Gjeilo

Fingerings

B



A



breath mark
the best spot to take a deep
breath through your mouth

p
piano
“soft”

music theory



quarter note
gets 1 beat



quarter rest
count 1 beat

14

Stodola Pumpa

Czech Folk Song



15

Jingle Bells

James Lord Pierpont



16

Go Tell Aunt Rhody

American Folk Song

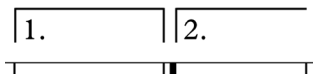




fermata

hold the note out longer

1st and 2nd Endings some repeats indicate a different ending to play for each time through



17 Jasmine Flower

Chinese Folk Song




18 Surprise Symphony

Joseph Haydn



19 Mary Ann

Jamaican Folk Song



The Kronos Quartet


The Kronos Quartet is a string quartet based in San Francisco. A **quartet** is a musical ensemble consisting of four musicians. Kronos has been in existence since 1973 and has had over nine hundred musical pieces composed for them.



"Lux Aeterna" by The Kronos Quartet

Fingerings

A



pp
pianissimo
"very soft"

music theory

cresc.

crescendo
gradually get louder


decresc.

decrescendo
gradually get softer

20

Also Sprach Zarathustra

Richard Strauss



21

Ha'Kyo Jung

Korean Folk Song



22

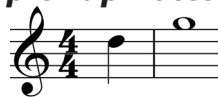
Rondo alla Turca

Wolfgang Amadeus Mozart



2 beats in a measure
4 quarter note gets the beat

pick up notes




notes that happen
before the first full
measure

23

Good King Wenceslas

Finnish Folk Song



24

The Bridge At Avignon

French Folk Song



25

Up On The Housetop

Benjamin Hanby



Aretha Franklin

Aretha Franklin was a vocalist and pianist who is still regarded today as the "Queen of Soul".

Soul is a style of music that combines elements of gospel, rhythm and blues and jazz and became popular in the U.S. in the 1950s and 60s.

26


A Tisket A Tasket

American Folk Song



Fingerings

Bb



Eb



C

"common time"

another way of
indicating $\frac{4}{4}$ time

music theory

"accidentals"

- b flat** lowers the sound of the note
- # sharp** raises the sound of the note
- natural** cancels out a sharp or flat

27

Mary Had A Little Lamb


American Folk Song



28

Jolly Old Saint Nicholas

James R. Murray, words by Emily Clark Huntington Miller



29

Love Somebody

Joan Whitney, Alex Kramer



tempo - how fast or slow to play

Andante
slow

Moderato
medium

Allegro
fast

30

Dredyl, Dredyl

Israeli Folk Song

Allegro



31

London Bridge

English Folk Song

Moderato



32

Amigas

Hispanic Folk Song

* if a tempo marking is not listed, Moderato is implied



"Duke" Ellington

Edward Kennedy "Duke" Ellington was a **prolific** jazz composer, meaning he wrote a great number of jazz compositions, many which are still considered standards today. The "Duke" helped propel jazz to being regarded on the same level as classical music.



"Mood Indigo" by Duke Ellington

3 *beats in a measure*
4 *quarter note gets the beat*

ff
fortissimo
 “very loud”

music theory

eighth notes



two eighth notes
fit equally into
each beat



“Cantaloupe Island” by Herbie Hancock

33

Old Macdonald

British Folk Song



34

Ezekiel Saw The Wheel

African American Spiritual





35

Bonjour Mes Amis

French Folk Song



36

Chiapanecas


Mexican Folk Song



37

Goodbye Old Paint

Charley Willis



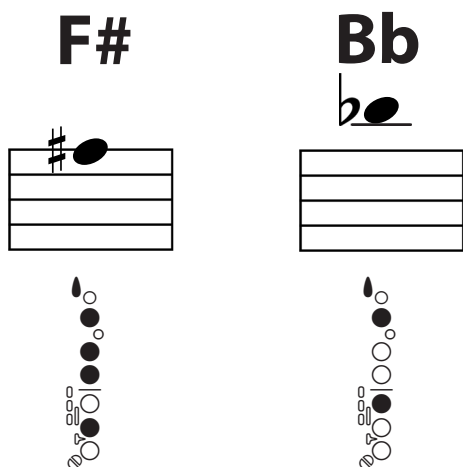
Miles Davis

Miles Davis was an American trumpeter and bandleader that became one of the most influential figures in 20th century music. Throughout his career he continued to innovate and find new ways to play the trumpet and compose music.



"All Blues" by Miles Davis

Fingerings



sfz
sfortzando piano
 “attack the note forte
 and hold it piano”

music theory




dotted half note

when a dot is placed beside a note it adds
 half the original value to the note.
 Dotted half notes get 3 beats.

38

Theme from Symphony No. 1


Johannes Brahms



39

Roses

Hispanic Folk Song



40

Oranges and Lemons

English Folk Song



articulation - a special way to play a note

tenuto
long

staccato
short

accent
emphasized

41 "Spring" from Four Seasons

Antonio Vivaldi



42 It Had To Be You

Isham Jones



43 Minka, Minka

Ukrainian Folk Song



Samuel Barber

Samuel Barber was one of the most celebrated American composers of the 20th century. While many composers of the time were experimenting with new harmonies, Samuel chose notes in his compositions that more reflected a 19th-century harmonic understanding.



"Adagio For Strings" by Samuel Barber

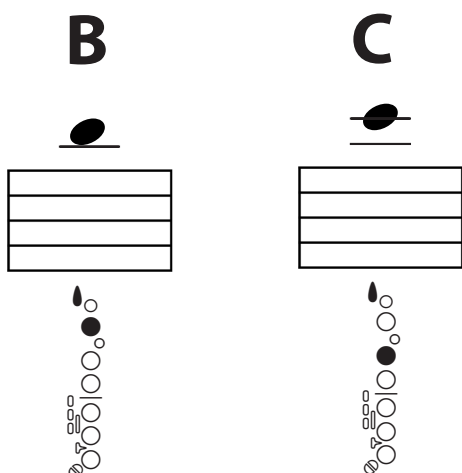


"Bye, Bye Birdie" by Charles Strouse



"Freddie Freeloader" by Miles Davis

Fingerings



8
eighth rest
rest half a beat

music theory



eighth note runs

When multiple eighth note pairs occur in a row they maintain the same rhythm and timing. Keep your air going!

44

Twinkle Twinkle Little Star

English Folk Song



45

"Morning" from Peer Gynt

Edvard Grieg



46

Frere Jacques

French Folk Song



47

Academic Festival Overture

Johannes Brahms



48

Lo Yisa Goy

Israeli Folk Song



49

Skip To My Lou



American Folk Song



50

Sakura

Japanese Folk Song

*Johann Sebastian Bach*

Johann Sebastian Bach was a German composer and probably the most recognizable composer of the Baroque Era. The **Baroque Era** was the musical time period in Western Music between 1600-1750 and happened right before the Classical Era.

51

Musette

Allegro

*"Maiden Voyage" by Herbie Hancock*

“syncopated” rhythms

rhythms that emphasize
the “& count” or weak beat



fp
forte piano
“attack the phrase forte
and continue at piano”

music theory



dotted quarter note

Just like dotted half notes, a dotted quarter gets an extra half of the original value. Getting one and a half beats puts the note or rest after it on the “up” beat or “& count”.

53

Tzena, Tzena

Jewish Folk Song



54

San Sereni

Spanish Folk Song



55

Prince Of Denmark's March

Henry Wood




56

Little Donkey

Eric Boswell



57 *Ode To Joy*



Ludwig van Beethoven




58 *Arirang*



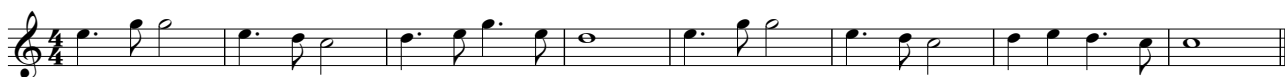
Korean Folk Song



59 *New World Symphony*



Anton Dvorak




60 *Kum Ba Yah*



African American Spiritual



61 *Hey Ho, Nobody's Home*



English Folk Song



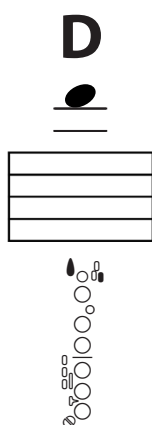
Bette Midler

Bette Midler is an American singer and songwriter who made her motion picture debut in the 1979 film "The Rose". Her recording of the title song became a chart hit and helped propel her award-winning career in showbusiness of over half a century.



"The Rose" written by Amanda McBroom

Fingerings



D.C. al Coda

D.C. or "da capo" al Coda means to go to the beginning and then go to the Coda. After playing the measure that says "To Coda" jump to the measure with the Coda sign.

62

The Charleston

James P. Johnson

To Coda



Allegro

D.C. al Coda

63

Aloha Oe

Lili'uokalani



1.

2.

64

Loch Lomond

Scottish Folk Song



65

Maple Leaf Rag

Allegro



66

El Juego Chrimbolo

Spanish Folk Song



67

Rock A My Soul

African American Spiritual



68

Give My Regards To Broadway

George M. Cohan

Allegro

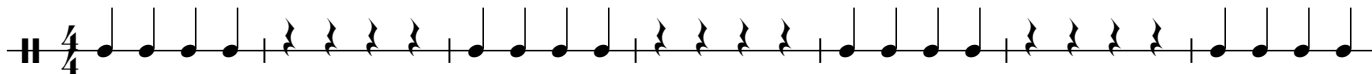
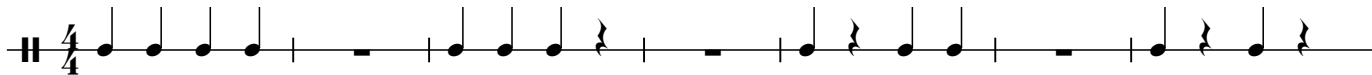
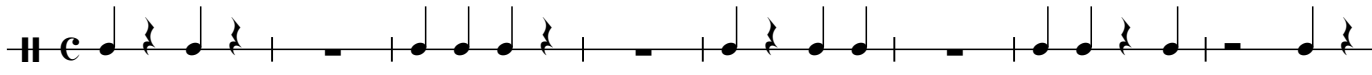
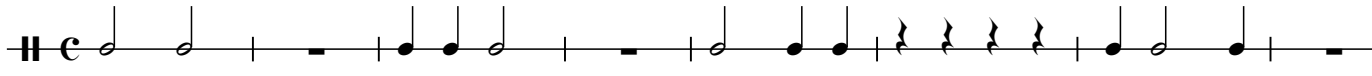






**Billie Holiday**

Billie Holiday was a celebrated jazz and swing vocalist who would influence pop singing for decades to come. Her vocal style was greatly influenced by the sounds of jazz instrumentalists.



“God Bless The Child” by Billie Holiday

Rhythm Reading


- 1 
- 2 
- 3 
- 4 
- 5 
- 6 
- 7 
- 8 
- 9 
- 10 

5 Note Scales

E Major Scale (D Concert)



A Major Scale (G Concert)



D Major Scale (C Concert)



G Major Scale (F Concert)



C Major Scale (Bb Concert)



F Major Scale (Eb Concert)




Bb Major Scale (Ab Concert)



Eb Major Scale (Db Concert)



Ab Major Scale (Gb Concert)



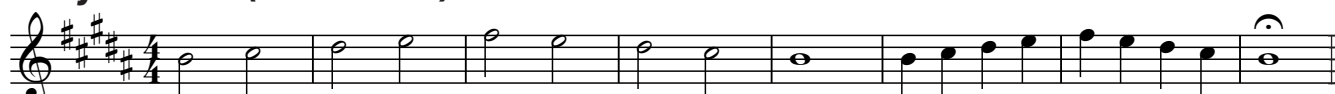
Db Major Scale (B Concert)




F# Major Scale (E Concert)


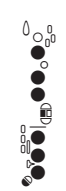
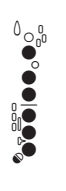

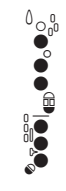
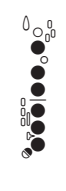
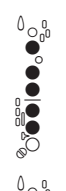

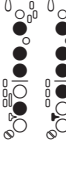



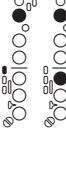
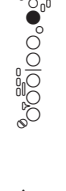
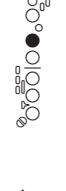

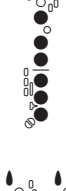





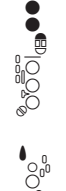

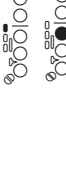




B Major Scale (A Concert)



Tenor Sax Fingering Chart



B		B		C		C# D	
D		D# E		E		F	
F# G		G		G# A		A	
A# B		B		C		C# D	
D		D# E		E		F	
F# G		G		G# A		A	
B		B		C		C# D	