

PERCUSSION

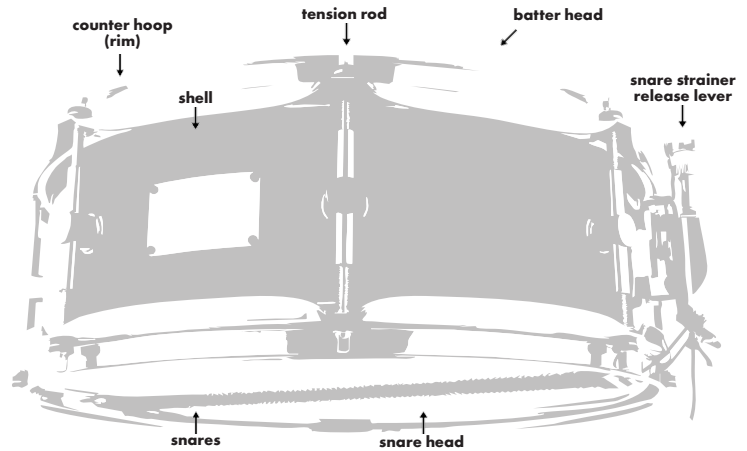
**T H E**  
**LET'S PLAY**  
**BAND**  
**METHOD**

***Edited and Arranged by Derrick Maxey***

**Special thanks to:** Grayson Switzer, Designer, Emily Jones, Designer,  
J.J. Johnson, Percussion Contributor, Daniel Lenzer, Bassoon Contributor  
Instrument fingering font from MusicTeacherTools.com

© 2021 SongBird Publishing LLC

# Getting Started



## Assembling Your Instrument

Pull apart the legs of your drum stand and tighten the tripod base screw to lock them into place. Avoid over tightening. Make sure you raise the stand so that your drum will sit at waist level then tighten the screw to lock it into place. Place the snare drum or practice pad on the stand. Some practice pads will screw into place. If you're using a snare drum, make sure the strainer lever is facing you. Tighten any adjustment arms to fit snug against the drum or pad.

## Holding Your Instrument

- Pick up your sticks with your thumb and pointer finger about one third away from the base of the stick with the tips pointed away from you.
- Your top knuckle and thumb should be lined up on opposite sides of the stick.
- Curve the rest of your fingering lightly around the stick.
- Turn your hands over so that the back of your hand is flat.
- Stand close enough so the tips of your sticks can rest comfortably on the center of the drum.

## Getting A Sound

- Keep your elbows at your side and lift your forearms so your sticks are roughly two inches above your drumhead. Keep the tips close to each other.
- Move only your wrist so that your stick raises no more than 8 inches above the drumhead.
- Hit the drum near the center of the drumhead letting the stick rebound back into the "up" position.

## ***Playing Position***

Many athletes have learned there is a proper way to approach the plate or the free throw line for the highest probability for success; it's the same way when playing an instrument! The following strategies have been proven to ensure the highest probability of achieving the fullest and richest tone quality on your instrument:

- Keep both feet flat on the floor
- Keep your shoulders down and relaxed
- Think about standing up straight and making yourself as tall as possible

***Bring your instrument up to you,  
don't slouch down to reach your instrument!***



## ***Technique***

- Keep your elbows out slightly when you play.
- Keep a firm grip on your sticks, mainly with your thumb and pointer finger. There shouldn't be a gap between these two fingers and the stick.
- Instead of pulling the stick off the head after each stroke, think of letting the stick bounce back up on it's own, as if you were bouncing a basketball. This may require a looser grip with the fingers on the bottom of the stick.

## ***Instrument Care***

- You can care for your drum by wiping it down with a soft cloth regularly after use.
- Ask for help from your director or a professional to tune your drum, do not attempt to tune your drum on your own. Overtightening can tear drumheads.
- Store your drum in a cool, dry place.
- The strainer mechanism may need oiled occasionally. If it seems stuck, lifting from the bottom of the mechanism may sometimes help.

# Let's Play!

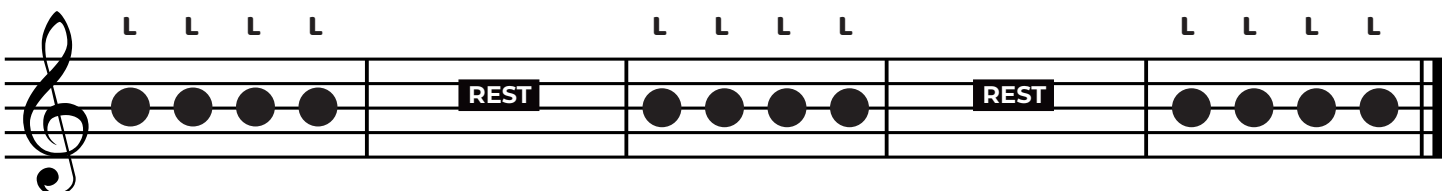
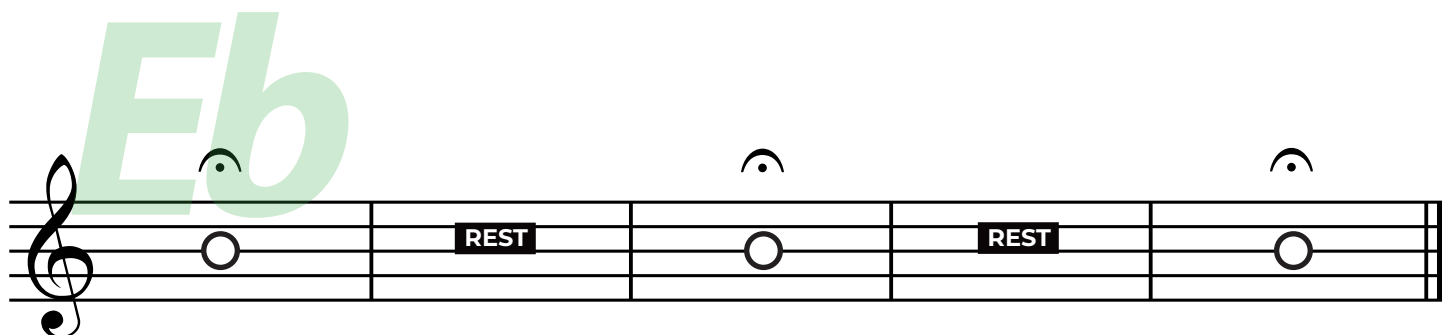
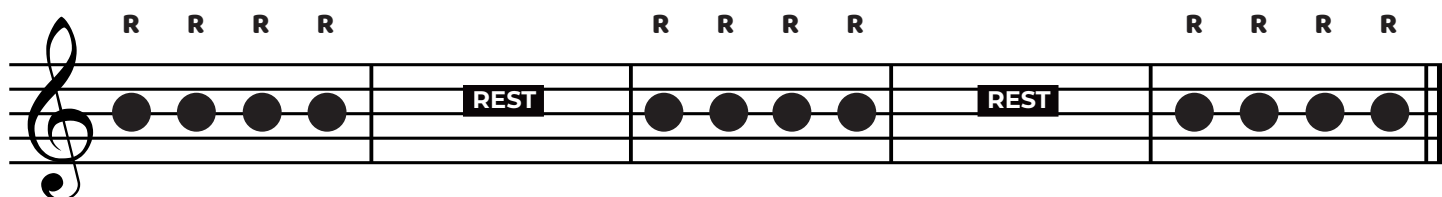
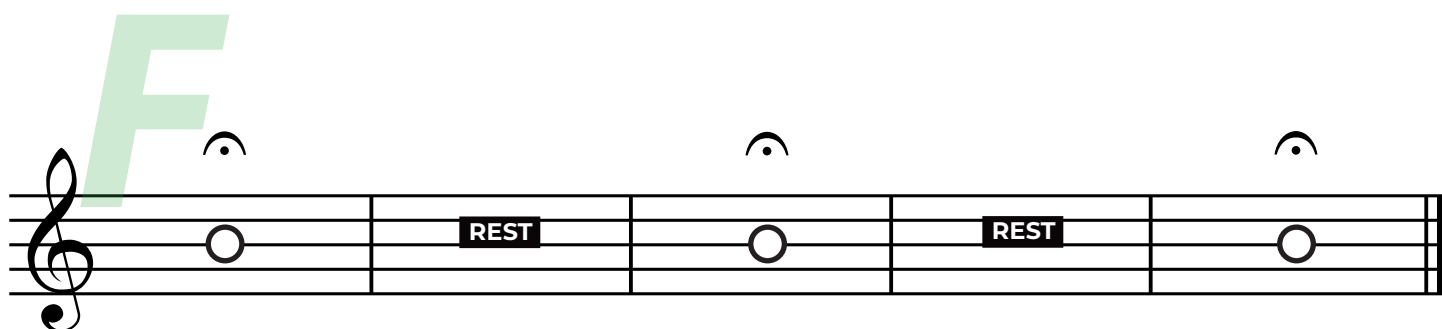


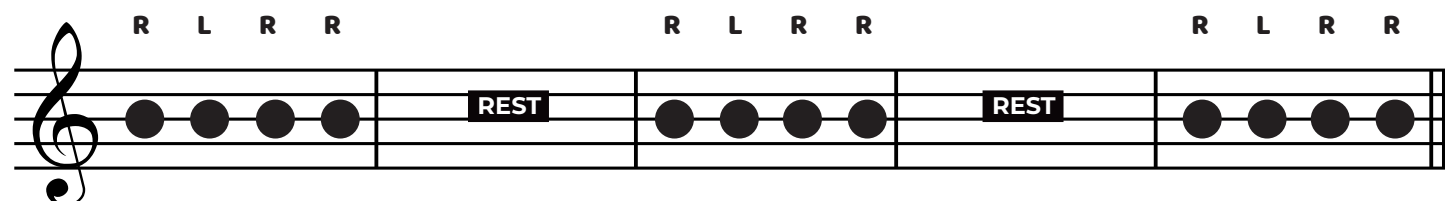
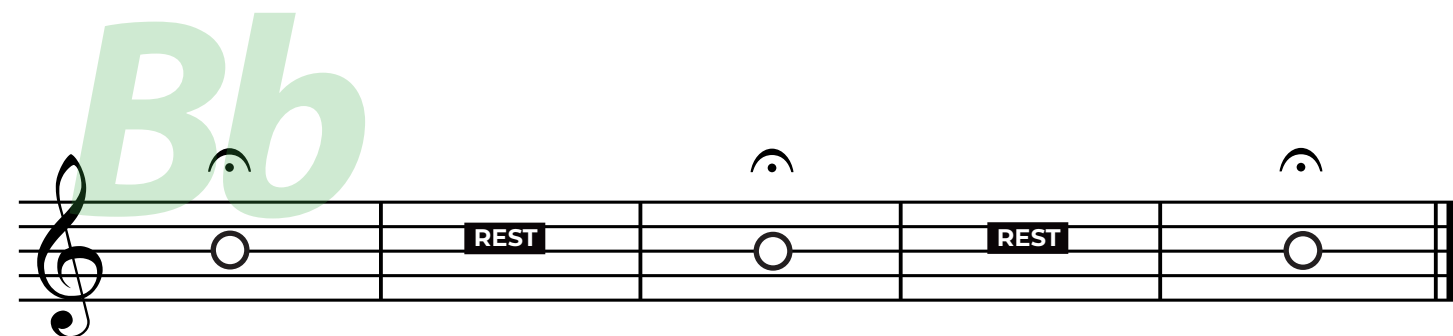
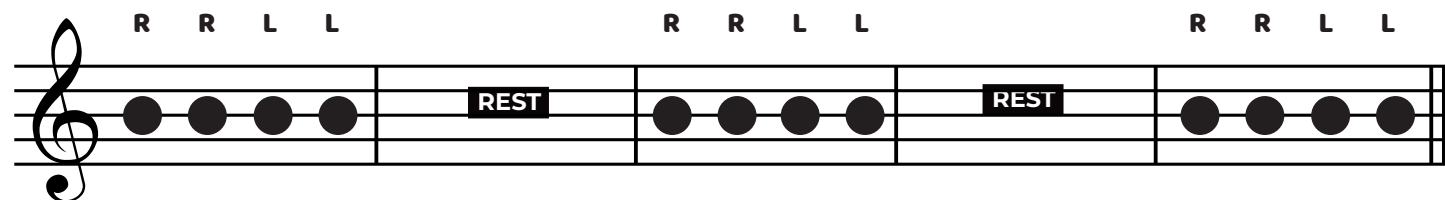
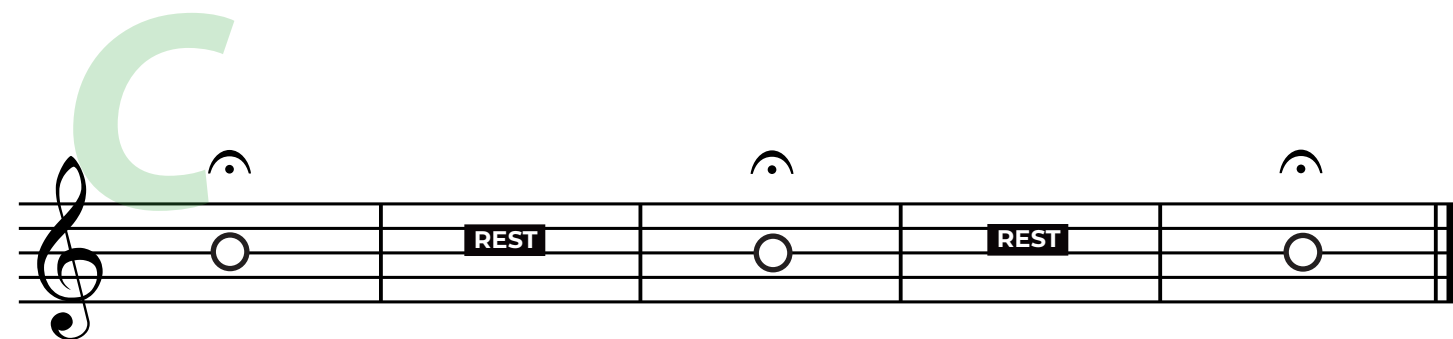
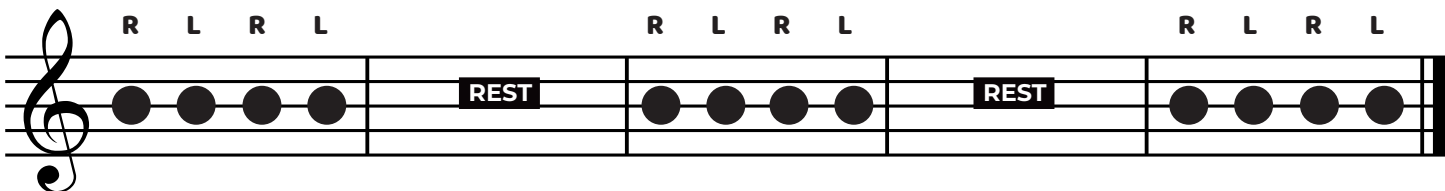
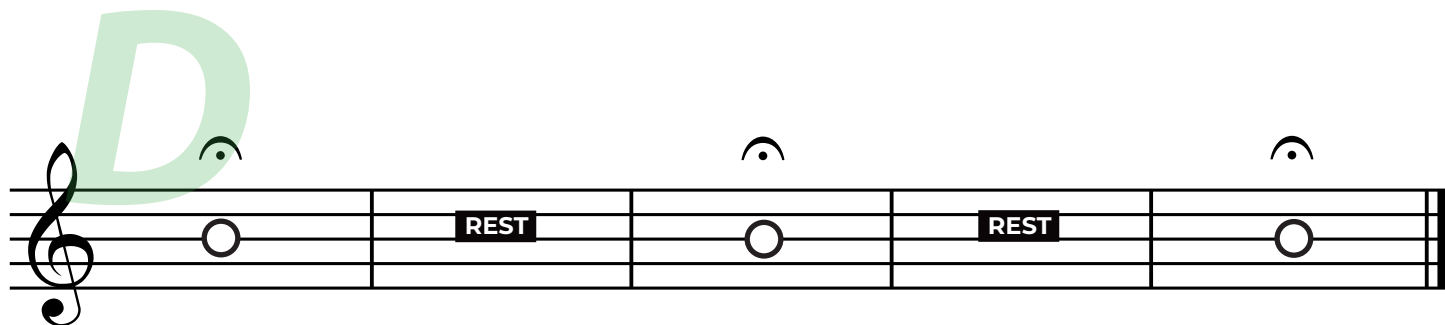
## *fermata*

“Keep holding the note until  
your conductor indicates  
for you to stop”

## REST

For a musician, a rest isn't a break,  
we're always counting or watching the  
conductor to see when we get to play again!





# Instruments



## Suspended Cymbal

You can get many sounds out of a cymbal! Start off using the tip of your snare drum stick near the edge of the cymbal.

### multimeasure rests

Count multiple full measure rests:

1	2	3	4
2	2	3	4
3	2	3	4

*mf*  
**mezzo forte**  
“medium loud”

## music theory



**quarter note**  
gets 1 beat



**quarter rest**  
count 1 beat

1

### Lift Off



R R R R L L L L R R R R L L L L

*mf*

2

### Around The Room



R L R L R L R

\* if a dynamic marking is not listed, mezzo forte is implied

3

### Stargazing



R L L L L R L L L R L L L

**time signature**

**4** *beats in a measure*  
**4** *quarter note gets the beat*

**"Piston" Stroke**

When you throw the stick down,  
 the tip should bounce back up  
 like a basketball. Only let the stick  
 come up about four inches

4

**Oracle**

R L R R L R R L R R L R R L R

*mf*

5

**Interstellar**

7 L R L L L L R L L

L L R L L L L R L L L

6

**Memory**

*Sus Cymbal*

7

**Three Note Funk**

R L R R L R R L R R L R L L

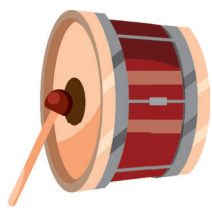
*mf* L L L L L L R L R R L R R L R

**Herbie Hancock**

Herbie Hancock is an American pianist that during his time with the Miles Davis Quintet, started playing jazz piano like no one ever had before. He was one of the inventors of a new subgenre of jazz called "Post-Bop".

**"Watermelon Man" by Herbie Hancock**

# Instruments



## Bass Drum

Bass Drums should be played using a special bass drum mallet. Strike the drum head half way between the center and edge of the drum head.

*mp*  
*mezzo piano*  
“medium soft”

## music theory



**half note**  
sustain sound 2 beats



**half rest**  
count 2 beats rest

8

### Au Claire de la Lune

Welsh Folk Song



9

### Cardiff By The Sea

French Folk Song



10

### Hot Cross Buns

English Folk Song





**repeat sign**

**:||** go back to the beginning,  
or another repeat sign

**Single Stroke Roll**

R L R L R L R L



11

**Country Walk**

French Folk Song



12

**Merrily We Roll Along**


Charlie Tobias



13

**Down By The Station**


Traditional

**Ola Gjeilo**

Ola Gjeilo is a Norwegian composer and pianist currently residing in Manhattan. He is primarily a choral **composer**, meaning he writes pieces of music to be sung by choirs. He is best known for his works "Dreamweaver" and "The River".

**"Still" by Ola Gjeilo**

# Instruments



## Triangle

*Use a special mallet to play the triangle. Always hold it up high and strike the middle of the bottom bar.*

*piano*  
“soft”

# music theory



**whole note**  
*sustain sound 4 beats*



**whole rest**  
count 4 beats rest


**11 Stodola Pumpa**

## Czech Folk Song



## 15 *Jingle Bells*


James Lord Pierpont



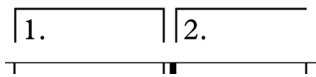
## 16 *Go Tell Aunt Rhody*

*Triangle*

## American Folk Song



**1st and 2nd Endings** some repeats indicate  
a different ending to  
play for each time  
through



## Flam

L R R L



## 17 Jasmine Flower

Chinese Folk Song



## 18 Surprise Symphony

Joseph Haydn



## 19 Mary Ann

Jamaican Folk Song



## The Kronos Quartet

The Kronos Quartet is a string quartet based in San Francisco. A **quartet** is a musical ensemble consisting of four musicians. Kronos has been in existence since 1973 and has had over nine hundred musical pieces composed for them.



## "Lux Aeterna" by The Kronos Quartet



**2** *beats in a measure*  
**4** *quarter note gets the beat*

*Cymbals are also crashed together. Hold one in front of you facing up and let the other crash down on top.*

*pp*  
*pianissimo*  
“very soft”



*cresc.*


**crescendo**  
gradually get louder



*decresc.*

**decrescendo**  
gradually get softer

Richard Strauss




## Korean Folk Song



Wolfgang Amadeus Mozart



## pick up notes



notes that happen  
before the first full  
measure

## Flam Tap

l R R r L L



23

### Good King Wenceslas

Finnish Folk Song



24

### The Bridge At Avignon

French Folk Song



25

### Up On The Housetop

Benjamin Hanby

\* See if you can spot the flam taps. Write in the stickings yourself!



## Aretha Franklin

Aretha Franklin was a vocalist and pianist who is still regarded today as the “Queen of Soul”.

**Soul** is a style of music that combines elements of gospel, rhythm and blues and jazz and became popular in the U.S. in the 1950s and 60s.

26

### A Tisket A Tasket

American Folk Song



# Instruments



## Tenor Drum

A tenor drum is like a snare drum but deeper and usually does not have snares attached. if you don't have one, try turning off the snares on your drum.



**"common time"**

another way of  
indicating  $\frac{4}{4}$  time




## 27 Mary Had A Little Lamb

American Folk Song



## 28 Jolly Old Saint Nicholas

James R. Murray, words by Emily Clark Huntington Miller



## 29 Love Somebody

Andante

Joan Whitney, Alex Kramer



**tempo** - how fast or slow to play

**Andante**  
slow

**Moderato**  
medium

**Allegro**  
fast

## Paradiddle

R L R R L R L L



## 30 Dredyl, Dredyl

Allegro



Israeli Folk Song



## 31 London Bridge

Moderato



English Folk Song



## 32 Amigas

Tenor Drum \* if a tempo marking is not listed, Moderato is implied



Hispanic Folk Song




## "Duke" Ellington

Edward Kennedy "Duke" Ellington was a **prolific** jazz composer, meaning he wrote a great number of jazz compositions, many which are still considered 'standards' today. The "Duke" helped propel jazz to being regarded on the same level as classical music.



## "Mood Indigo" by Duke Ellington




*Bongos are a small pair of "open bottom" drums. You can play them with or without sticks. If you don't have Bongos, you could use Tom-Toms.*

*fortissimo*  
“very loud”

two eighth notes  
fit equally into  
each beat



Allegro





**3** *beats in a measure*  
**4** *quarter note gets the beat*

### Double Paradiddle

R L R L R R L R L R L L



### 35 Bonjour Mes Amis

French Folk Song



### 36 Chiapanecas

Mexican Folk Song



### 37 Goodbye Old Paint

Charley Willis




## Miles Davis

Miles Davis was an American trumpeter and bandleader that became one of the most influential figures in 20th century music. Throughout his career he continued to innovate and find new ways to play the trumpet and compose music.



### "All Blues" by Miles Davis

# Instruments



## Wood Block

Wood blocks come in many shapes and sizes and should be played with a drumstick or mallet. Strike near the center of the block for the fullest sound.

*sfz*

*sfortzando piano*

“attack the note forte and hold it piano”

## music theory



## dotted half note

when a dot is placed beside a note it adds half the original value to the note.  
Dotted half notes get 3 beats.

38

## Theme from Symphony No. 1

Johannes Brahms

Andante



39

## Roses

Hispanic Folk Song

Wood Block

*mp*



40

## Oranges and Lemons

English Folk Song

Allegro

L R L R R L R L R L R L L R L L R L R L R L R L L R L



**articulation** - a special way to play a note

**accent**  
*emphasized*

## Flam Accent



## 11 "Spring" from Four Seasons

Antonio Vivaldi

Allegro



## It Had To Be You

Isham Jones



**12 Minka, Minka**

## Ukranian Folk Song

Allegro



Samuel Barber was one of the most celebrated American composers of the 20th century. While many composers of the time were experimenting with new harmonies, Samuel chose notes in his compositions that more reflected a 19th-century harmonic understanding.



## ***"Adagio For Strings" by Samuel Barber***




## ***"Bye, Bye Birdie" by Charles Strouse***



## ***“Freddie Freeloader” by Miles Davis***

## Instruments



## Maracas

*Maracas are a type of rattle that are meant to be shaken to the beat. If you don't have Maracas you could also use a "shaker".*

## ***Paradiddle Diddle***



*eighth rest*  
rest half a beat

# music theory

## ***eighth note runs***



*When multiple eighth note pairs occur in a row they maintain the same rhythm and timing. Keep your air going!*

## 44

## Twinkle Twinkle Little Star

English Folk Song



## 45

### ***"Morning " from Peer Gynt***

Edvard Grieg



## 46

## Frere Jacques

## French Folk Song



## 47

## Academic Festival Overture

Johannes Brahms




**Lo Yisa Goy**

## Israeli Folk Song



## 10 Skip To My Lou



## American Folk Song



**50 Sakura**

*Sus Cymbal*

## Japanese Folk Song



Johann Sebastian Bach was a German composer and probably the most recognizable composer of the Baroque Era. The **Baroque Era** was the musical time period in Western Music between 1600-1750 and happened right before the Classical Era.

## 51 Musette

Allegro



## Instruments



## Conga

*A conga is a larger version of the bongos and should usually be played with the hands. You can get many different sounds depending on how you form your hands!*

***“syncopated” rhythms***  
rhythms that emphasize  
the “& count” or weak beat



*fp*  
*forte piano*  
“attack the phrase forte  
and continue at piano”

**E2 Tzena, Tzena**

## Jewish Folk Song



**FA San Sereni**

## Spanish Folk Song



## 55 Prince Of Denmark's March

Henry Wood

Andante



## 56 Little Donkey

Eric Boswell



## 57 Ode To Joy

Ludwig van Beethoven



## dotted quarter note



Just like dotted half notes, a dotted quarter gets an extra half of the original value. Getting one and a half beats puts the note or rest after it on the "up" beat or "& count".

## "Buzz" Strokes

RR LL



# 58

### Arirang

Korean Folk Song



# 59

### "Largo" from Symphony No. 1

Anton Dvorak



# 60

### Kum Ba Yah

African American Spiritual

Andante



# 61

### Hey Ho, Nobody's Home

English Folk Song




## Bette Midler

Bette Midler is an American singer and songwriter who made her motion picture debut in the 1979 film "The Rose". Her recording of the title song became a chart hit and helped propel her award-winning career in showbusiness of over half a century.



## "The Rose" written by Amanda McBroom

# Instruments



## Tambourine

Start off playing the tambourine by holding it flat in front of you. Strike the head on top using three fingers together.

## Drag



## D.C. al Coda

D.C. or "da capo" al Coda means to go to the beginning and then go to the Coda. After playing the measure that says "To Coda" jump to the measure with the Coda sign.

# 62

## The Charleston

Allegro

James P. Johnson



# 63

## Aloha Oe

Lili'uokalani



# 64

## Loch Lomond

Scottish Folk Song





# 65 Maple Leaf Rag


Allegro

Scott Joplin



# 66 El Juego Chrimbolo

Spanish Folk Song



# 67 Rock A My Soul

Swing

African American Spiritual



# 68 Give My Regards To Broadway

George M. Cohan

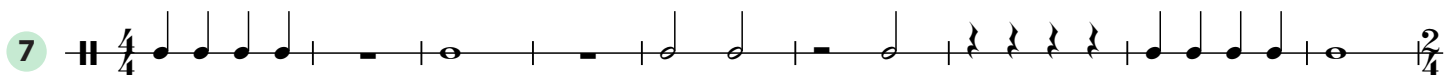
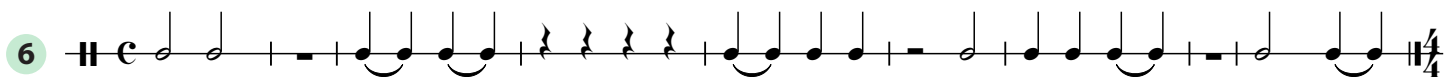
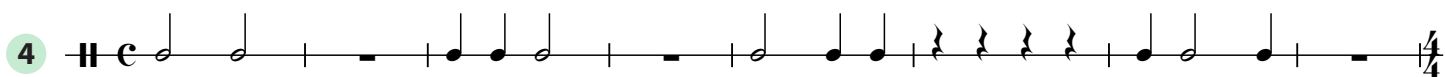
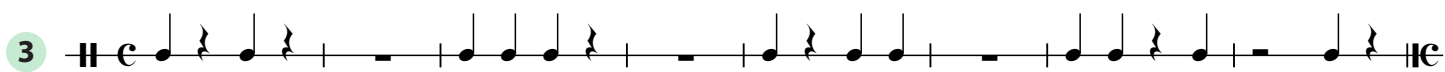
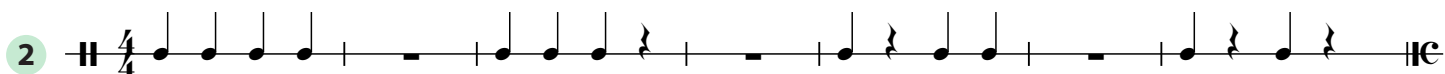


## Billie Holiday

Billie Holiday was a celebrated jazz and swing vocalist who would influence pop singing for decades to come. Her vocal style was greatly influenced by the sounds of jazz instrumentalists.

***“God Bless The Child” by Billie Holiday***

# Rhythm Reading



## 27

R L R L    R L R R    L R L R    L R L L    R R L R L    R L R L R L R R    L R L R L R L L    R

