

FLUTE

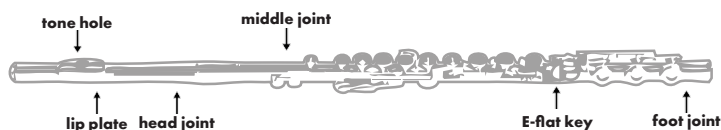
T H E
LET'S PLAY
BAND
METHOD

Edited and Arranged by Derrick Maxey

Special thanks to: Grayson Switzer, Designer, Emily Jones, Designer,
J.J. Johnson, Percussion Contributor, Daniel Lenzer, Bassoon Contributor
Instrument fingering font from MusicTeacherTools.com

© 2021 SongBird Publishing LLC

Getting Started



Assembling Your Instrument

Gently insert and twist the middle joint and head joint together. Be sure to keep the palms of your hands away from the keys and rods as much as possible to avoid bending them. Make sure the tone hole is perfectly in line with the row of keys on the middle joint. Gently insert and twist the foot joint onto the middle joint, again avoid putting pressure on instrument keys and rods. The long rod on the foot joint should line up with the center of the keys of the middle joint and the tone hole.

Holding Your Instrument

Your left thumb should rest on the long straight key on the bottom of the middle joint (B natural). The balls of your fingers should rest on the center of the keys with your fingers arched naturally. The body of the flute will rest on the base of your index finger between the knuckle and first joint.

Your right pinky finger will rest on the E-flat key and your first, second, and third fingers will rest, curved, in order on the bottom three circular keys next to it. The flute will sit on top of your right thumb supporting from underneath.

Getting A Sound

- Center the lip plate up against the center of your lips.
- Now roll the head joint down until only about one quarter of the tone hole is covered by your bottom lip.
- Make a small opening in your lips like you're cooling a hot spoonful of soup, while keep your teeth slightly apart.
- The goal is to blow the air so that half of the air goes into the tone hole and half goes across the lip plate.

Playing Position

Many athletes have learned there is a proper way to approach the plate or the free throw line for the highest probability for success; it's the same way when playing an instrument! The following strategies have been proven to ensure the highest probability of achieving the fullest and richest tone quality on your instrument:

- Keep both feet flat on the floor
- Keep your shoulders down and relaxed
- Think about sitting up straight and making yourself as tall as possible

***Bring your instrument up to you,
don't slouch down to reach your instrument!***



Air Support

Your instrument is a *wind* instrument. The air you put into the instrument is the key ingredient to the best possible sound. Take each breath in slowly and steadily through your mouth, not your nose. When you breathe out, keep your mouth and throat open and relaxed. Think about using “warm” air. Practice exhaling warm air onto your hand as if you were trying to fog up a window or mirror.

Instrument Care

Remove the head joint and first remove any water by gently shaking it. Use a flute cleaning cloth attached to a cleaning rod to swab any extra condensation out of your head joint. Use the cleaning rod also on both the middle joint and foot joint separately. You can wipe the outside of the instrument as well to protect the finish.

Let's Play!



fermata

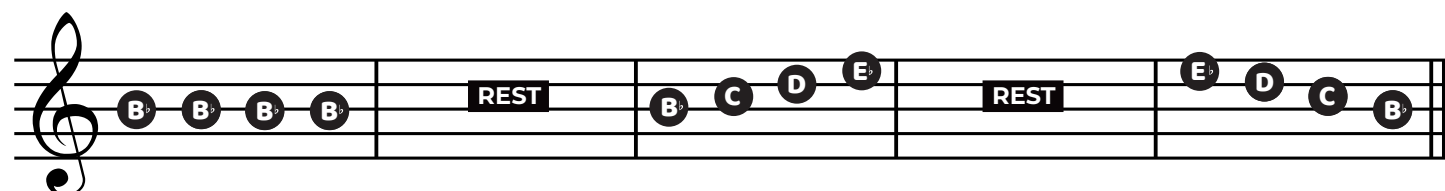
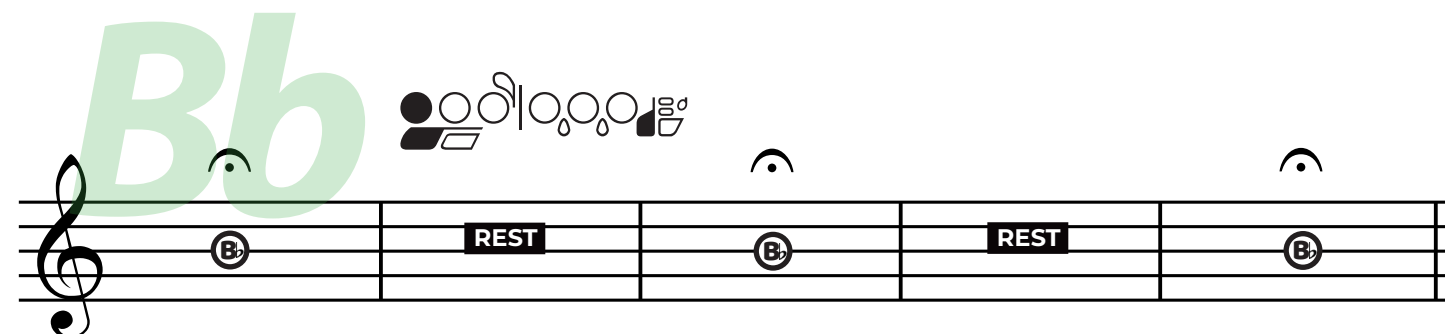
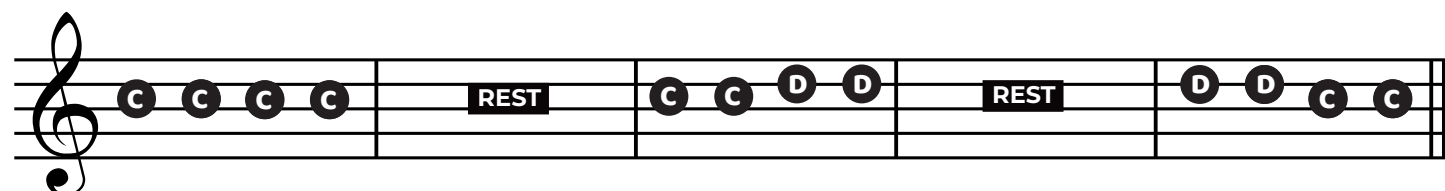
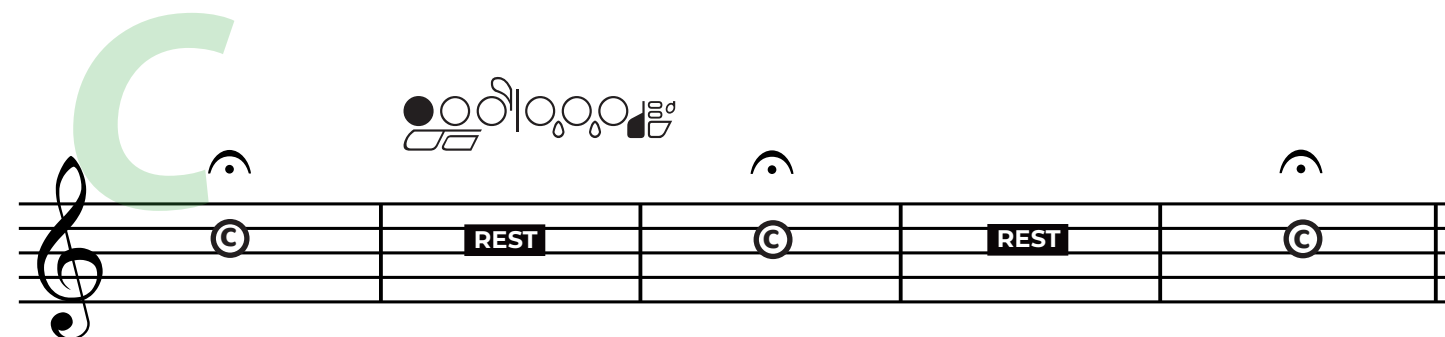
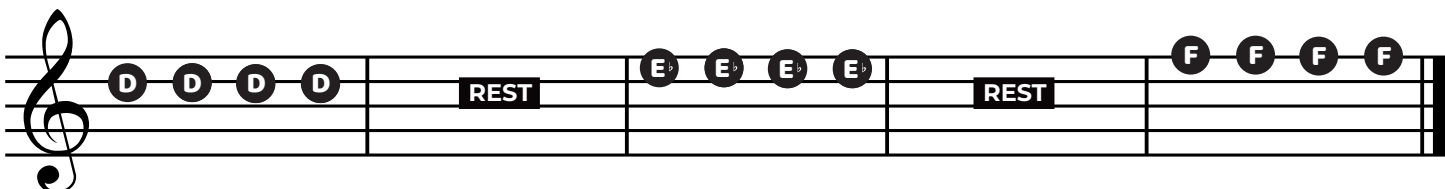
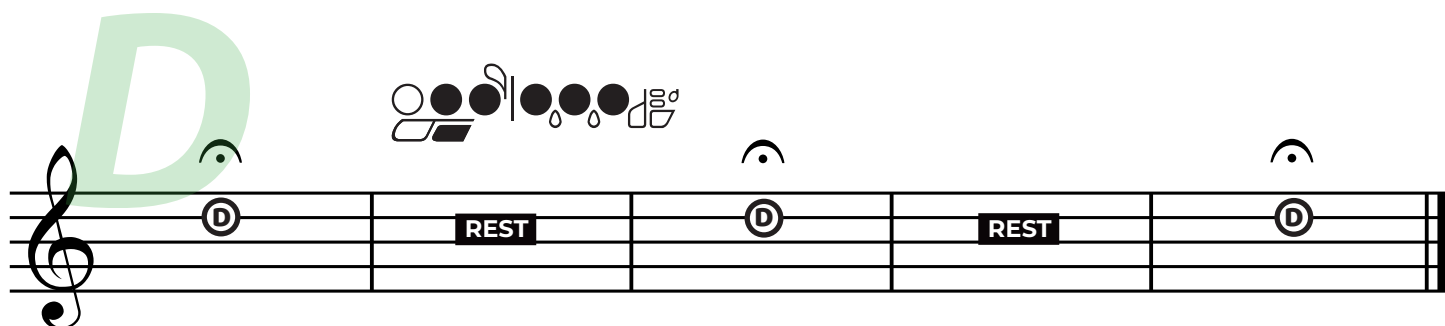
“Keep holding the note until
your conductor indicates
for you to stop”

REST

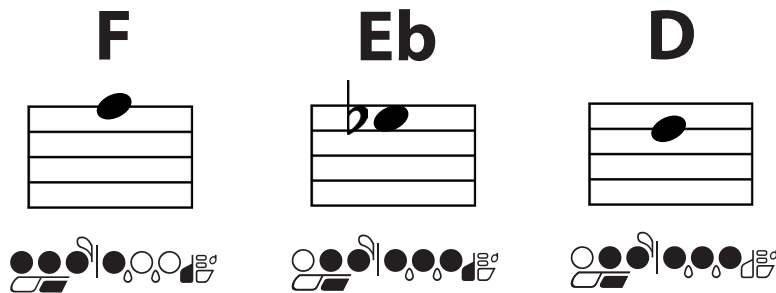
For a musician, a rest isn't a break,
we're always counting or watching the
conductor to see when we get to play again!

F

E_b



Fingerings




mf
mezzo forte
 "medium loud"

music theory


 **whole note**
 sustain sound 4 beats

 **whole rest**
 count 4 beats rest

1 Lift Off



2 Around The Room



* if a dynamic marking is not listed, mezzo forte is implied

3 Stargazing



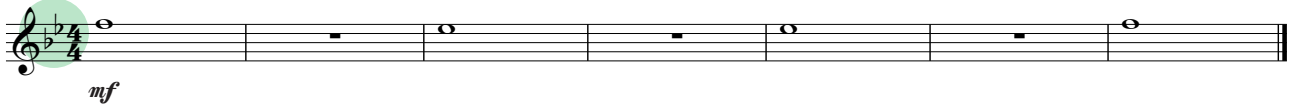
repeat sign
go back to the beginning,
or another repeat sign

key signature



an accidental can appear before the
note, or at the beginning of the line
in what's called the 'key signature'

4 Oracle



5 Interstellar




6 Memory



7 Three Note Funk



Herbie Hancock



Herbie Hancock is an American pianist that during his time with the Miles Davis Quintet, started playing jazz piano like no one ever had before. He was one of the inventors of a new subgenre of jazz called "Post-Bop."


"Watermelon Man"
by Herbie Hancock



"Subwoofer Lullaby"

from the Minecraft Soundtrack

Get extra practice playing **whole notes** and the note **"Concert D"** by scanning the QR Play Button below.




Fingerings

Bb

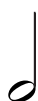


C



mp
mezzo piano
“medium soft”

music theory



half note

sustain sound 2 beats



half rest

count 2 beats rest

8

Au Claire de la Lune

Welsh Folk Song



9

Cardiff By The Sea

French Folk Song



mp

10

Hot Cross Buns

English Folk Song



time signature

4 beats in a measure
4 quarter note gets the beat


Ties combines the values of two notes. Don't tongue the second note



11

Country Walk


French Folk Song



12

Merrily We Roll Along

Charlie Tobias



13

Down By The Station

Traditional

**Ola Gjeilo**

Ola Gjeilo is a Norwegian composer and pianist currently residing in Manhattan. He is primarily a choral **composer**, meaning he writes pieces of music to be sung by choirs. He is best known for his works "Dreamweaver" and "The River".

"Still"
by Ola Gjeilo



"Hey Ya!"
by Outkast (2003)

Get extra practice playing **half notes** and the notes **"Concert C and Bb"** by scanning the QR Play Button below:




Fingerings

A



G



breath mark
the best spot to take a deep
breath through your mouth

p
piano
“soft”

music theory



quarter note
gets 1 beat



quarter rest
count 1 beat

14

Stodola Pumpa


Czech Folk Song



15

Jingle Bells

James Lord Pierpont



16

Go Tell Aunt Rhody

American Folk Song

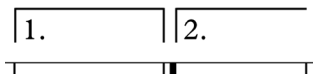




fermata

hold the note out longer

1st and 2nd Endings some repeats indicate a different ending to play for each time through



17

Jasmine Flower

Chinese Folk Song



18

Surprise Symphony


Joseph Haydn



19

Mary Ann

Jamaican Folk Song



The Kronos Quartet



The Kronos Quartet is a string quartet based in San Francisco. A **quartet** is a musical ensemble consisting of four musicians. Kronos has been in existence since 1973 and has had over nine hundred musical pieces composed for them.

"Lux Aeterna"
by The Kronos Quartet



"Look What You Made Me Do"

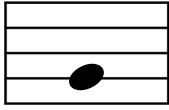
by Taylor Swift (2017)

Get extra practice playing **quarter notes** by scanning the QR Play Button below:



Fingerings

G



pp
pianissimo
“very soft”

music theory

cresc.

crescendo
gradually get louder

decresc.

decrescendo
gradually get softer

20

Also Sprach Zarathustra

Richard Strauss



21

Ha'Kyo Jung

Korean Folk Song



22

Rondo alla Turca

Wolfgang Amadeus Mozart



23

Good King Wenceslas

Finnish Folk Song




pick up notes

notes that happen
before the first full
measure

24

The Bridge At Avignon


French Folk Song



25

Up On The Housetop


Benjamin Hanby



26

A Tisket A Tasket

American Folk Song

**Aretha Franklin**


Aretha Franklin was a vocalist and pianist who is still regarded today as the "Queen of Soul." **Soul** is a style of music that combines elements of gospel, rhythm and blues and jazz and became popular in the U.S. in the 1950s and 60s.

"A Tisket A Tasket"
by Aretha Franklin



"You Should See Me In A Crown"
by Billie Eilish (2019)

Get extra practice playing **quarter notes** and the note **"Concert G"** by scanning the QR Play Button below:



Fingerings

Ab



Db



C

"common time"

another way of
indicating $\frac{4}{4}$ time

music theory

"accidentals"

- \flat **flat** lowers the sound of the note
- \sharp **sharp** raises the sound of the note
- \natural **natural** cancels out a sharp or flat

27

Mary Had A Little Lamb

American Folk Song



28

Jolly Old Saint Nicholas

James R. Murray, words by Emily Clark Huntington Miller



29

Love Somebody

Joan Whitney, Alex Kramer



time signatures

$\frac{2}{4}$ $\frac{3}{4}$ $\frac{4}{4}$ **beats in a measure**
quarter note gets the beat

tempo - how fast or slow to play**Andante**
slow**Moderato**
medium**Allegro**
fast

30

Dredyl, Dredyl

Israeli Folk Song



31

London Bridge

English Folk Song



32

Amigas

Hispanic Folk Song

**"Duke" Ellington**

Edward Kennedy "Duke" Ellington was a **prolific** jazz composer, meaning he wrote a great number of jazz compositions, many which are still considered 'standards' today. The "Duke" helped propel jazz to being regarded on the same level as classical music.

"Mood Indigo"
by Duke Ellington**"Carol of the Bells"**
by Transiberian Orchestra (1996)

Get extra practice playing in $\frac{3}{4}$ time and the notes **"Concert Ab and Db"** by scanning the QR Play Button below:



3 *beats in a measure*
4 *quarter note gets the beat*

ff
fortissimo
 “very loud”

music theory

eighth notes



1 + 2 + 3 + 4 +

two eighth notes
 fit equally into
 each beat




“Cantaloupe Island” by Herbie Hancock

33

Old Macdonald

Allegro

British Folk Song



34

Ezekial Saw The Wheel

African American Spiritual





35

Bonjour Mes Amis

French Folk Song



36

Chiapanecas

Mexican Folk Song



37

Goodbye Old Paint

Charley Willis

**Miles Davis**

Miles Davis was an American trumpeter and bandleader that became one of the most influential figures in 20th century music. Throughout his career he continued to innovate and find new ways to play the trumpet and compose music.

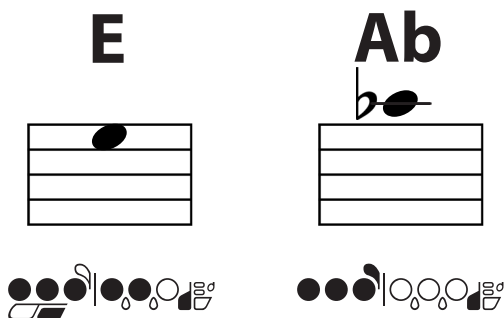
"All Blues"
 by Miles Davis

"We Will Rock You"
 by Queen (1977)

Get extra practice playing **eighth notes** and the notes **"Concert Ab and Db"** by scanning the QR Play Button below:



Fingerings



sfz
sfortzando piano
 “attack the note forte
 and hold it piano”

music theory



dotted half note

when a dot is placed beside a note it adds
 half the original value to the note.
 Dotted half notes get 3 beats.

38

Theme from Symphony No. 1

Johannes Brahms



39

Roses

Hispanic Folk Song



40

Oranges and Lemons

English Folk Song



triplets

three notes that are
playing evenly
within one beat

articulation - a special way to play a note

tenūto
long

staccato
short

accent
emphasized

41

"Spring" from Four Seasons

Antonio Vivaldi



Allegro

mp

42

It Had To Be You

Isham Jones



sfz

43


Minka, Minka

Ukrainian Folk Song



Allegro

f

Samuel Barber

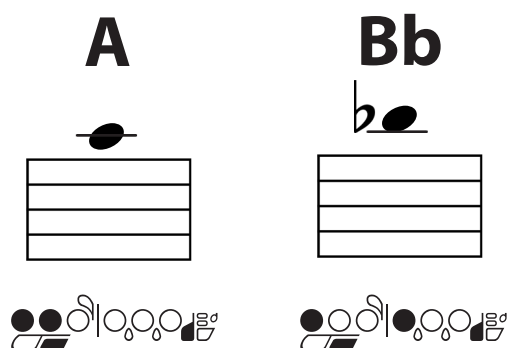
Samuel Barber was one of the most celebrated American composers of the 20th century. While many composers of the time were experimenting with new harmonies, Samuel chose notes in his compositions that more reflected a 19th-century harmonic understanding.

"Adagio for Strings"
by Samuel Barber**"Star Wars Theme"**
by John Williams (1977)

Get extra practice playing **triplets** and the note **"Concert High Ab"** by scanning the QR Play Button below:



Fingerings



8
eighth rest
rest half a beat

music theory



eighth note runs

When multiple eighth note pairs occur in a row they can be barred together but they maintain the same rhythm and timing. Keep your air going!



"Maiden Voyage" by Herbie Hancock

44

Twinkle Twinkle Little Star

English Folk Song



45

"Morning" from Peer Gynt

Edvard Grieg



46

Frere Jacques

French Folk Song



47

Academic Festival Overture

Johannes Brahms



48

Lo Yisa Goy

Israeli Folk Song



49

Skip To My Lou


American Folk Song



50

Sakura


Japanese Folk Song



51

Musette

Allegro

**Johann Sebastian Bach**

Johann Sebastian Bach was a German composer and probably the most recognizable composer of the Baroque Era. The **Baroque Era** was the musical time period in Western Music between 1600-1750 and happened right before the Classical Era.

"Musette"
by J.S. Bach



"Heathens"
by Twenty One Pilots (2016)

Get extra practice playing **eighth note runs** and the note **"Concert High A"** by scanning the QR Play Button below:



"syncopated" rhythms

rhythms that emphasize
the "& count" or weak beat



fp
forte piano
"attack the phrase forte
and continue at piano"

music theory

dotted quarter note



Just like dotted half notes, a dotted quarter gets an extra half of the original value. Getting one and a half beats puts the note or rest after it on the "up" beat or "& count".

53

Tzena, Tzena

Jewish Folk Song



54

San Sereni

Spanish Folk Song



55

Prince Of Denmark's March

Henry Wood



56

Little Donkey

Eric Boswell






Bette Midler is an American singer and songwriter who made her motion picture debut in the 1979 film *"The Rose"*. Her recording of the title song became a chart hit and helped propel her award-winning career in showbusiness of over half a century.

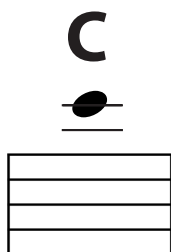
“The Rose”
by Amanda McBroom



Get extra practice playing **dotted quarter notes** and **syncopated rhythms** by scanning the QR Play Button below:



Fingerings



D.C. al Coda

D.C. or "da capo" al Coda means to go to the beginning and then go to the Coda. After playing the measure that says "To Coda" jump to the measure with the Coda sign.

62

The Charleston

Allegro

James P. Johnson

To Coda



63

Aloha Oe

Lili'uokalani



64

Loch Lomond

Scottish Folk Song



65

Maple Leaf Rag

Allegro

Scott Joplin



66

El Juego Chirimbolo

Spanish Folk Song



67

Rock A My Soul

African American Spiritual



68

Give My Regards To Broadway

Allegro

George M. Cohan


**Billie Holiday**

Billie Holiday was a celebrated jazz and swing vocalist who would influence pop singing for decades to come. Her vocal style was greatly influenced by the sounds of jazz instrumentalists.

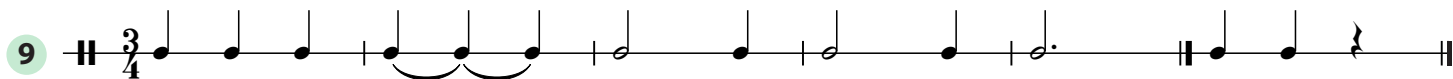
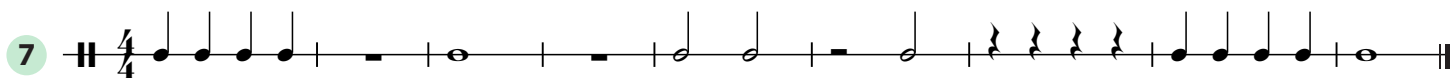
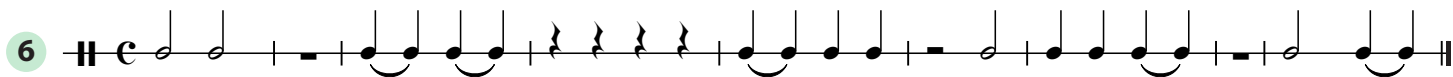
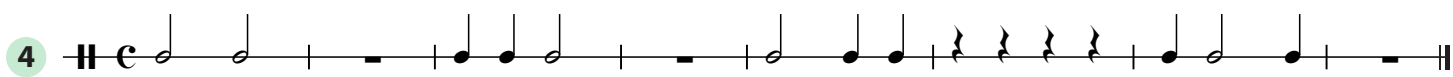
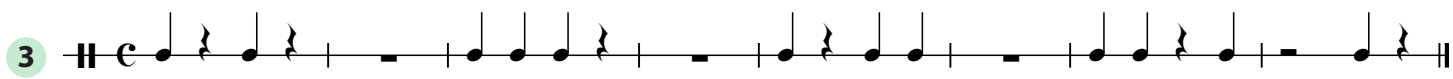
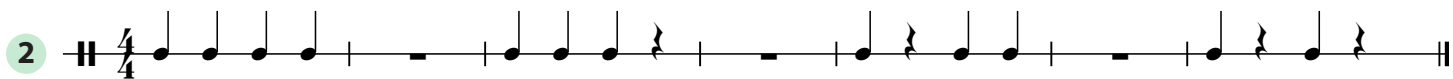
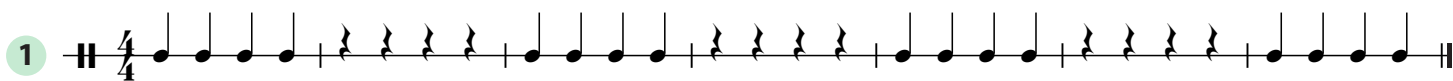
"God Bless The Child"
 by Billie Holiday

"Megalovania"
 by Toby Fox (2015)

Get extra practice playing advanced **syncopated rhythms** and **Concert High C** by scanning the QR Play Button below:



Rhythm Reading



5 Note Scales

D Major Scale



G Major Scale



C Major Scale



F Major Scale




Bb Major Scale



Eb Major Scale



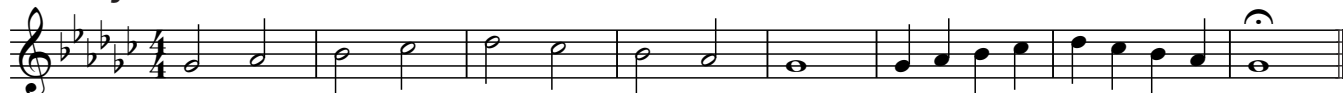
Ab Major Scale



Db Major Scale



Gb Major Scale




B Major Scale



E Major Scale




A Major Scale




Flute Fingering Chart


C




C# Db




D



D# Eb



E



F




F# Gb



G



Ab



A



Bb



B



C



C# Db



D




Eb



E




F




F# Gb



G



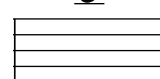
Ab



A




Bb




B




C




C# Db




D



Eb



E



F

