

BARI. SAXOPHONE

**T H E**  
**LET'S PLAY**  
**BAND**  
**METHOD**

***Edited and Arranged by Derrick Maxey***

**Special thanks to:** Grayson Switzer, Designer, Emily Jones, Designer,  
J.J. Johnson, Percussion Contributor, Daniel Lenzer, Bassoon Contributor  
Instrument fingering font from MusicTeacherTools.com

© 2021 SongBird Publishing LLC

# Getting Started

## ***Assembling Your Instrument***

Before assembling your instrument, put the thin end of your reed in your mouth. Loosen the neck screw and attach the neck to the body of the instrument. It should point away from the keys. Tighten the neck screw. Insert the mouthpiece gently to the neck. The opening of the mouthpiece should be facing straight down. About  $\frac{1}{2}$  of the cork on the neck should remain showing.

## ***Holding Your Instrument***

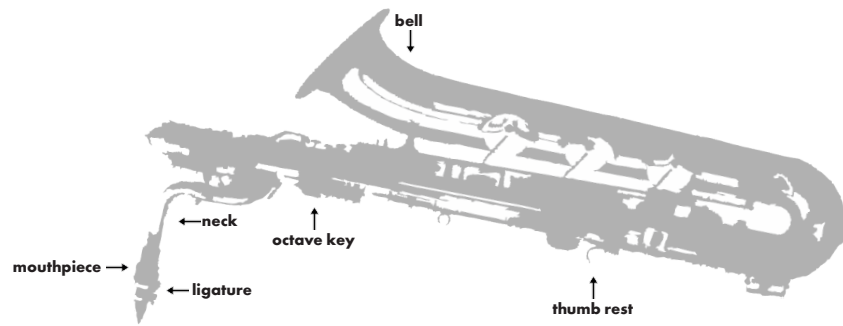
(Right Hand) The instrument should rest on the side of the right thumb at the base of the nail, with the ball of the thumb resting against the body of the instrument. The right pinky finger should rest lightly on the C key with the rest of the fingers resting on the remaining buttons.

(Left Hand) The left thumb operates the octave key and should be placed diagonally so that the fleshy part of the thumb rests on the plate provided for it. The left pinky finger should rest lightly on the G# key with the remaining fingers contacting the rest of the buttons. Fingers should remain curved naturally and should remain in contact with their key or button at all times.

## ***Getting A Sound***

Moisten your reed by putting the thin end in your mouth. Place the flat side of the reed up against the flat side of the mouthpiece with the thin end of the reed almost in line with the tip of the mouthpiece so only a hairline can be seen above the reed. Carefully slide the ligature down around the reed. Make sure it's loose enough to fit down below the half circle shaved into the reed. Then tighten the screws of the ligature holding the reed in place.

Roll your bottom lip over your bottom teeth. Position the mouthpiece on your bottom lip so about half an inch of reed is in your mouth. Your top teeth should rest on top of the mouthpiece. Close your mouth around the mouthpiece keeping your chin down.



## Playing Position

Many athletes have learned there is a proper way to approach the plate or the free throw line for the highest probability for success; it's the same way when playing an instrument! The following strategies have been proven to ensure the highest probability of achieving the fullest and richest tone quality on your instrument:

- Keep both feet flat on the floor
- Keep your shoulders down and relaxed
- Think about sitting up straight and making yourself as tall as possible

***Bring your instrument up to you,  
don't slouch down to reach your instrument!***



## Air Support

Your instrument is a *wind* instrument. The air you put into the instrument is the key ingredient to the best possible sound. Take each breath in slowly and steadily through your mouth, not your nose. When you breathe out, keep your mouth and throat open and relaxed. Think about using "warm" air. Practice exhaling warm air onto your hand as if you were trying to fog up a window or mirror.

## Instrument Care

Wipe off any extra moisture before returning your reed to the reed case. Run your swab through the mouthpiece before returning it to the instrument case. Mouthpieces should be washed weekly with warm water. Make sure you let it air dry before returning to the case. Put the swab into the bell end of the instrument and pull through the top end.

# Let's Play!



## *fermata*

“Keep holding the note until your conductor indicates for you to stop”

## REST

For a musician, a rest isn't a break, we're always counting or watching the conductor to see when we get to play again!

**D**

**C**

**B**

A musical staff in treble clef with a large green letter 'B' on the left. Above the staff is a vertical diagram showing finger positions: the right hand has fingers 1, 2, 3, 4, 5 on strings 1, 2, 3, 4, 5 respectively; the left hand has fingers 1, 2, 3, 4, 5 on strings 6, 5, 4, 3, 2 respectively. The staff contains a sequence of notes: B (circled), a black box labeled 'REST', B (circled), a black box labeled 'REST', and B (circled). There are three fermatas above the staff, one above each circled B.

A musical staff in treble clef containing a sequence of notes: B, B, B, B (all circled), a black box labeled 'REST', C, C, C, C (all circled), a black box labeled 'REST', and D, D, D, D (all circled).

**A**

A musical staff in treble clef with a large green letter 'A' on the left. Above the staff is a vertical diagram showing finger positions: the right hand has fingers 1, 2, 3, 4, 5 on strings 1, 2, 3, 4, 5 respectively; the left hand has fingers 1, 2, 3, 4, 5 on strings 6, 5, 4, 3, 2 respectively. The staff contains a sequence of notes: A (circled), a black box labeled 'REST', A (circled), a black box labeled 'REST', and A (circled). There are three fermatas above the staff, one above each circled A.

A musical staff in treble clef containing a sequence of notes: A, A, A, A (all circled), a black box labeled 'REST', A, A, B, B (all circled), a black box labeled 'REST', and B, B, A, A (all circled).

**G**

A musical staff in treble clef with a large green letter 'G' on the left. Above the staff is a vertical diagram showing finger positions: the right hand has fingers 1, 2, 3, 4, 5 on strings 1, 2, 3, 4, 5 respectively; the left hand has fingers 1, 2, 3, 4, 5 on strings 6, 5, 4, 3, 2 respectively. The staff contains a sequence of notes: G (circled), a black box labeled 'REST', G (circled), a black box labeled 'REST', and G (circled). There are three fermatas above the staff, one above each circled G.

A musical staff in treble clef containing a sequence of notes: G, G, G, G (all circled), a black box labeled 'REST', G, A, B, C (all circled), a black box labeled 'REST', and C, B, A, G (all circled).

# Fingerings

**D** **C** **B**

*mf*  
**mezzo forte**  
 "medium loud"

## music theory

**whole note**  
 sustain sound 4 beats

**whole rest**  
 count 4 beats rest

**1** **Lift Off**

**2** **Around The Room**


Low Brass/Low WW    Horns/Altos    Trumpets    Fl/Ob/Cl

\* if a dynamic marking is not listed, mezzo forte is implied

**3** **Stargazing**

**repeat sign**  
 go back to the beginning,  
 or another repeat sign

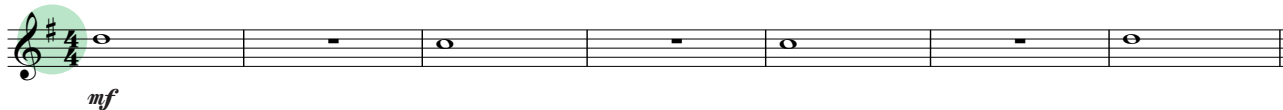
### key signature

 an accidental can appear before the note, or at the beginning of the line in what's called the 'key signature'

4

#### Oracle





5

#### Interstellar





6

#### Memory







7

#### Three Note Funk





## Herbie Hancock



Herbie Hancock is an American pianist that during his time with the Miles Davis Quintet, started playing jazz piano like no one ever had before. He was one of the inventors of a new subgenre of jazz called "Post-Bop."


**"Watermelon Man"**  
 by Herbie Hancock



### "Subwoofer Lullaby"

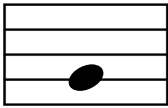
from the Minecraft Soundtrack

Get extra practice playing **whole notes** and the note "**Concert D**" by scanning the QR Play Button below.

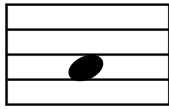


# Fingerings

**G**




**A**



*mp*  
*mezzo piano*  
 "medium soft"

## music theory



**half note**

sustain sound 2 beats



**half rest**

count 2 beats rest

8

### Au Claire de la Lune

Welsh Folk Song



9

### Cardiff By The Sea

French Folk Song



*mp*

10

### Hot Cross Buns

English Folk Song



**time signature**

**4** beats in a measure  
**4** quarter note gets the beat

**Ties** combines the values of two notes. Don't tongue the second note



11

**Country Walk**

French Folk Song



12

**Merrily We Roll Along**

Charlie Tobias



13

**Down By The Station**

Traditional



**Ola Gjeilo**



Ola Gjeilo is a Norwegian composer and pianist currently residing in Manhattan. He is primarily a choral **composer**, meaning he writes pieces of music to be sung by choirs. He is best known for his works "Dreamweaver" and "The River" .

**"Still"**  
by Ola Gjeilo



**"Hey Ya!"**  
by Outkast (2003)

Get extra practice playing **half notes** and the notes **"Concert C and Bb"** by scanning the QR Play Button below:



# Fingerings

**F#**


**E**




**breath mark**  
the best spot to take a deep  
breath through your mouth

*p*  
**piano**  
"soft"

**music theory**



**quarter note**  
gets 1 beat



**quarter rest**  
count 1 beat

## 14 Stodola Pumpa

Czech Folk Song



## 15 Jingle Bells

James Lord Pierpont



## 16 Go Tell Aunt Rhody

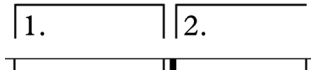
American Folk Song





**fermata**  
hold the note out longer

**1st and 2nd Endings** some repeats indicate a different ending to play for each time through



# 17 Jasmine Flower

Chinese Folk Song



mp

# 18 Surprise Symphony

Joseph Haydn



# 19 Mary Ann

Jamaican Folk Song



mf p

## The Kronos Quartet



The Kronos Quartet is a string quartet based in San Francisco. A **quartet** is a musical ensemble consisting of four musicians. Kronos has been in existence since 1973 and has had over nine hundred musical pieces composed for them.

**"Lux Aeterna"**  
by The Kronos Quartet

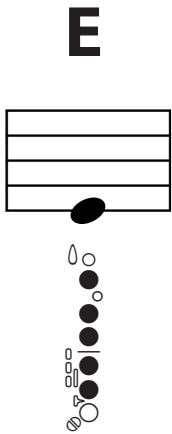


## "Look What You Made Me Do" by Taylor Swift (2017)

Get extra practice playing **quarter notes** by scanning the QR Play Button below:



# Fingerings



*pp*  
*pianissimo*  
 "very soft"

**music theory**

*cresc.*  
*crescendo*  
 gradually get louder

*decresc.*  
*decrescendo*  
 gradually get softer

**20** *Also Sprach Zarathustra* Richard Strauss


*pp*

**21** *Ha'Kyo Jung* Korean Folk Song

**22** *Rondo alla Turca* Wolfgang Amadeus Mozart


**23** *Good King Wenceslas* Finnish Folk Song

**pick up notes** notes that happen before the first full measure




**24** *The Bridge At Avignon*

French Folk Song


**25** *Up On The Housetop*

Benjamin Hanby

**26** *A Tisket A Tasket*

American Folk Song

**Aretha Franklin**




Aretha Franklin was a vocalist and pianist who is still regarded today as the "Queen of Soul." **Soul** is a style of music that combines elements of gospel, rhythm and blues and jazz and became popular in the U.S. in the 1950s and 60s.

**"A Tisket A Tasket"**  
by Aretha Franklin




**"You Should See Me In A Crown"**  
by Billie Eilish (2019)

Get extra practice playing **quarter notes** and the note **"Concert G"** by scanning the QR Play Button below:

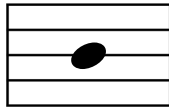


# Fingerings

## F



## Bb



## C

**“common time”**

another way of  
indicating  $\frac{4}{4}$  time

## music theory

### “accidentals”

- $\flat$  **flat** lowers the sound of the note
- $\sharp$  **sharp** raises the sound of the note
- $\natural$  **natural** cancels out a sharp or flat

# 27

## Mary Had A Little Lamb


American Folk Song



# 28

## Jolly Old Saint Nicholas

James R. Murray, words by Emily Clark Huntington Miller



# 29

## Love Somebody

Joan Whitney, Alex Kramer



**time signatures**

$\frac{2}{4}$   $\frac{3}{4}$   $\frac{4}{4}$  **beats in a measure**  
**quarter note gets the beat**

**tempo** - how fast or slow to play

<b>Andante</b>	<b>Moderato</b>	<b>Allegro</b>
slow	medium	fast

30

**Dredyl, Dredyl**

Israeli Folk Song



*Allegro*

31

**London Bridge**

English Folk Song



*Moderato*

32

**Amigas**

Hispanic Folk Song



\* if a tempo marking is not listed, Moderato is implied

**"Duke" Ellington**



Edward Kennedy "Duke" Ellington was a **prolific** jazz composer, meaning he wrote a great number of jazz compositions, many which are still considered 'standards' today. The "Duke" helped propel jazz to being regarded on the same level as classical music.

**"Mood Indigo"**  
by Duke Ellington



**"Carol of the Bells"**  
by Transiberian Orchestra (1996)

Get extra practice playing in  $\frac{3}{4}$  time and the notes **"Concert Ab and Db"** by scanning the QR Play Button below:



**3** *beats in a measure*  
**4** *quarter note gets the beat*

*ff*  
**fortissimo**  
 “very loud”

**music theory**

**eighth notes** *two eighth notes fit equally into each beat*



**“Cantaloupe Island” by Herbie Hancock**

**33** **Old Macdonald**

British Folk Song



*Allegro*

*mf* *f* *mf* ***ff*** *mp*

*mf* *f*

**34** **Ezekiel Saw The Wheel**

African American Spiritual



*mp*

**Slur** connect two notes by only tonguing the first one



**35** *Bonjour Mes Amis*

French Folk Song



**36** *Chiapanecas*

Mexican Folk Song



**37** *Goodbye Old Paint*

Charley Willis



**Miles Davis**



Miles Davis was an American trumpeter and bandleader that became one of the most influential figures in 20th century music. Throughout his career he continued to innovate and find new ways to play the trumpet and compose music.

**"All Blues"**  
by Miles Davis





**"We Will Rock You"**  
by Queen (1977)

Get extra practice playing **eighth notes** and the notes **"Concert Ab and Db"** by scanning the QR Play Button below:





# Fingerings

**C#**

**F**

*sfz*  
*sfortzando piano*  
 "attack the note forte  
 and hold it piano"

## music theory



### **dotted half note**

when a dot is placed beside a note it adds half the original value to the note.  
 Dotted half notes get 3 beats.



### 38 **Theme from Symphony No. 1**

Johannes Brahms

*Andante*




### 39 **Roses**

Hispanic Folk Song

*mp*




### 40 **Oranges and Lemons**

English Folk Song

*Allegro*



**triplets**



three notes that are playing evenly within one beat

**articulation** - a special way to play a note

**tenuto**  
long

**staccato**  
short

**accent**  
emphasized

**41**

**"Spring" from Four Seasons**  
*Allegro*

Antonio Vivaldi



**42**

**It Had To Be You**

Isham Jones



**43**

**Minka, Minka**  
*Allegro*

Ukrainian Folk Song



**Samuel Barber**



Samuel Barber was one of the most celebrated American composers of the 20th century. While many composers of the time were experimenting with new harmonies, Samuel chose notes in his compositions that more reflected a 19th-century harmonic understanding.

**"Adagio for Strings"**  
by Samuel Barber





**"Star Wars Theme"**  
by John Williams (1977)

Get extra practice playing  **triplets**  and the note **"Concert High Ab"** by scanning the QR Play Button below:





# Fingerings

**F#**

**G**

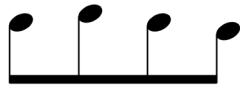





*eighth rest*  
rest half a beat

## music theory

### eighth note runs



When multiple eighth note pairs occur in a row they maintain the same rhythm and timing. Keep your air going!



## "Maiden Voyage" by Herbie Hancock

44

### Twinkle Twinkle Little Star

English Folk Song




45

### "Morning" from Peer Gynt

Edvard Grieg



*Andante*



46

### Frere Jacques

French Folk Song




# 47 Academic Festival Overture

Johannes Brahms



# 48 Lo Yisa Goy

Israeli Folk Song




# 49 Skip To My Lou

American Folk Song




# 50 Sakura

Japanese Folk Song



## Johann Sebastian Bach




Johann Sebastian Bach was a German composer and probably the most recognizable composer of the Baroque Era. The **Baroque Era** was the musical time period in Western Music between 1600-1750 and happened right before the Classical Era.

**"Musette"**  
by J.S. Bach



**"Heathens"**  
by Twenty One Pilots (2016)

Get extra practice playing **eighth note runs** and the note **"Concert High A"** by scanning the QR Play Button below:



**“syncopated” rhythms**  
rhythms that emphasize  
the “& count” or weak beat



*fp*  
**forte piano**  
“attack the phrase forte  
and continue at piano”

**music theory**

**dotted quarter note**



Just like dotted half notes, a dotted quarter gets an extra half of the original value. Getting one and a half beats puts the note or rest after it on the “up” beat or “& count”.

53

**Tzena, Tzena**

Jewish Folk Song



54

**San Sereni**

Spanish Folk Song



55

**Prince Of Denmark’s March**

Henry Wood



56

**Little Donkey**

Eric Boswell



# 57 Ode To Joy

Ludwig van Beethoven



Musical notation for Ode To Joy in G major, 4/4 time. The melody consists of a series of eighth and quarter notes. A green circle with the dynamic marking *fp* is placed under the eighth note on the second staff.

# 58 Arirang

Korean Folk Song



Musical notation for Arirang in D major, 2/4 time. The melody is a simple, rhythmic folk tune consisting of quarter and eighth notes.

# 59 New World Symphony

Anton Dvorak



Musical notation for New World Symphony in D major, 4/4 time. The melody features a mix of quarter and eighth notes.

# 60 Kum Ba Yah

African American Spiritual



Musical notation for Kum Ba Yah in D major, 4/4 time. The tempo is marked *Andante*. The piece includes first and second endings. A green circle with the dynamic marking *fp* is placed under the final note of the second ending.

# 61 Hey Ho, Nobody's Home

English Folk Song



Musical notation for Hey Ho, Nobody's Home in D major, 4/4 time. The piece features dynamic markings of *mf* and *fp*.

## Bette Midler



Bette Midler is an American singer and songwriter who made her motion picture debut in the 1979 film "The Rose". Her recording of the title song became a chart hit and helped propel her award-winning career in showbusiness of over half a century.


**"The Rose"**  
by Amanda McBroom



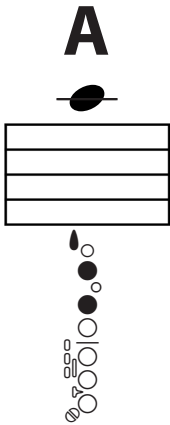
### "Married Life"

from the *Up* Soundtrack (2009)

Get extra practice playing **dotted quarter notes** and **syncopated rhythms** by scanning the QR Play Button below:



# Fingerings



# D.C. al Coda

D.C. or "da capo" al Coda means to go to the beginning and then go to the Coda. After playing the measure that says "To Coda" jump to the measure with the Coda sign.

## 62

### The Charleston

*Allegro*

James P. Johnson

To Coda



Musical score for 'The Charleston' in 4/4 time. It consists of four staves. The first two staves are the main melody. The third staff contains a measure with a 'To Coda' sign. The fourth staff begins with a Coda sign and contains the final melody. A large Coda symbol is placed above the first measure of the fourth staff.

## 63

### Aloha Oe

Lil'uokalani



Musical score for 'Aloha Oe' in 4/4 time. It consists of two staves. The first staff has a first ending bracket over the final two measures. The second staff has a second ending bracket over the final two measures, which then leads to a double bar line.

## 64

### Loch Lomond

Scottish Folk Song



Musical score for 'Loch Lomond' in 4/4 time. It consists of two staves. The first staff is the melody, and the second staff is the accompaniment. Both staves end with a double bar line.

# 65 Maple Leaf Rag

*Allegro*

Scott Joplin



# 66 El Juego Chirimolo

Spanish Folk Song



# 67 Rock A My Soul

African American Spiritual



# 68 Give My Regards To Broadway

*Allegro*

George M. Cohan



## Billie Holiday




Billie Holiday was a celebrated jazz and swing vocalist who would influence pop singing for decades to come. Her vocal style was greatly influenced by the sounds of jazz instrumentalists.

**"God Bless The Child"**  
by Billie Holiday



**"Megalovania"**  
by Toby Fox (2015)

Get extra practice playing advanced **syncopated rhythms** and **Concert High C** by scanning the QR Play Button below:





# 5 Note Scales

## **B Major Scale (D Concert)**



## **E Major Scale (G Concert)**



## **C Major Scale (C Concert)**



## **D Major Scale (F Concert)**



## **G Major Scale (Bb Concert)**



## **C Major Scale (Eb Concert)**



## **F Major Scale (Ab Concert)**



## **Bb Major Scale (Db Concert)**



## **Eb Major Scale (Gb Concert)**



## **Ab Major Scale (B Concert)**



## **Db Major Scale (E Concert)**
























































## **F# Major Scale (A Concert)**



# Bari Sax Fingering Chart



<b>B<math>\flat</math></b>  <b>D</b>  <b>F<math>\sharp</math> G<math>\flat</math></b>  <b>A<math>\sharp</math> B<math>\flat</math></b>  <b>D</b>  <b>F<math>\sharp</math> G<math>\flat</math></b>  <b>B<math>\flat</math></b> 	      	<b>B</b>  <b>D<math>\sharp</math> E<math>\flat</math></b>  <b>G</b>  <b>B</b>  <b>D<math>\sharp</math> E<math>\flat</math></b>  <b>G</b>  <b>B</b> 	      	<b>C</b>  <b>E</b>  <b>G<math>\sharp</math> A<math>\flat</math></b>  <b>C</b>  <b>E</b>  <b>G<math>\sharp</math> A<math>\flat</math></b>  <b>C</b> 	      	<b>C<math>\sharp</math> D<math>\flat</math></b>  <b>F</b>  <b>A</b>  <b>C<math>\sharp</math> D<math>\flat</math></b>  <b>F</b>  <b>A</b>  <b>C<math>\sharp</math> D<math>\flat</math></b> 	      
--	--	---	--	--	--	--	--